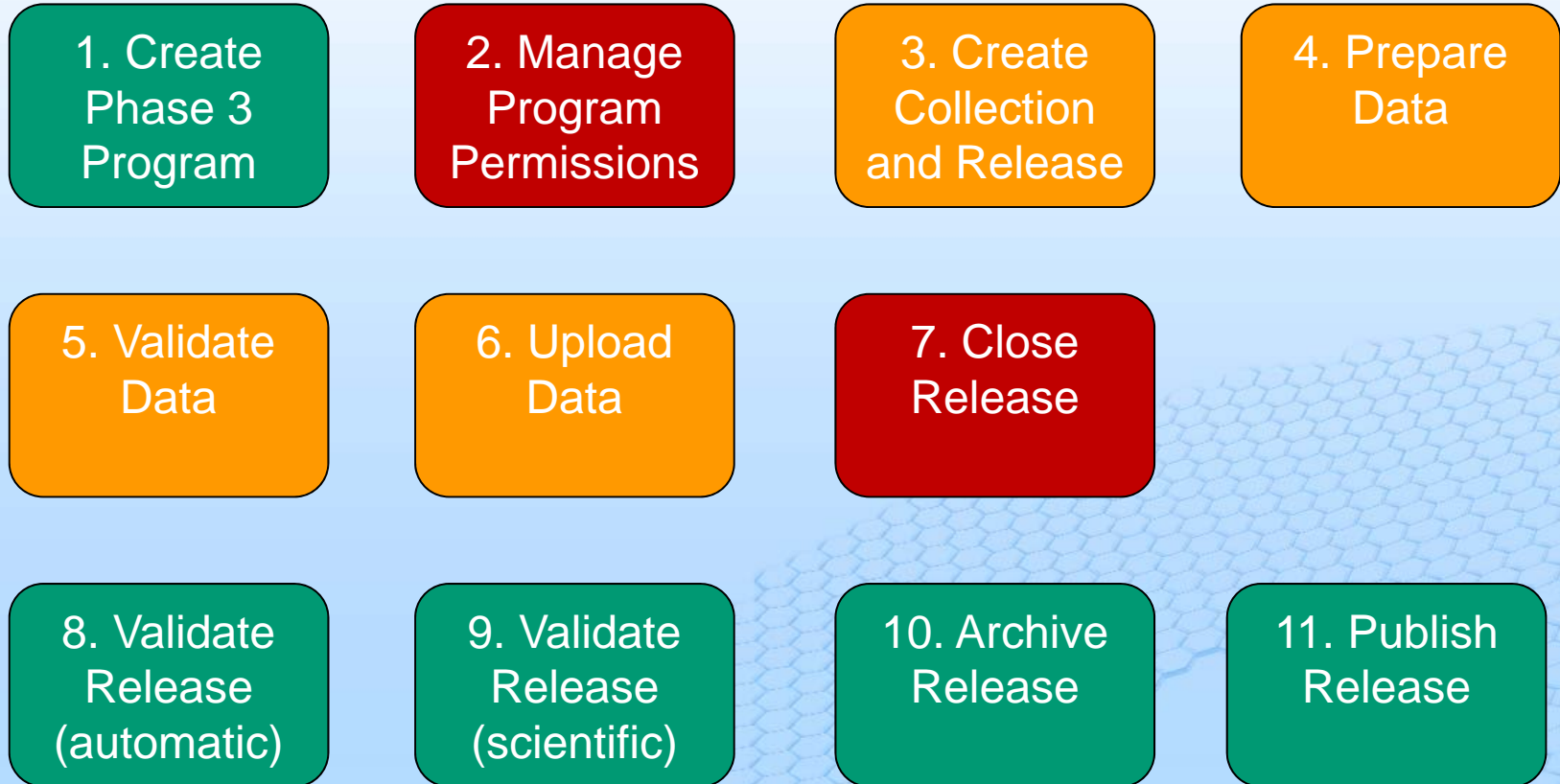


phase 3 workflow & tools

S. Zampieri
V. Forchi
P. Nunes
D. Sforza
M. Klein Gebbinck
F. Sogni

workflow



Legend:

ESO/EDP

PI

PI/COI

start

The screenshot shows a Mozilla Firefox browser window displaying the ESO Phase III website. The browser's address bar shows the URL <http://www.eso.org/sci/observing/phase3.html>. The website header features the ESO logo and the text "Observing with ESO Telescopes". Below the header is a navigation menu with links for "ESO Home", "User Portal", "Contact", "Site Map", and "Go!". The main content area is titled "Phase III" and contains the following text:

In a nutshell, phase 3 denotes the process, in which principal investigators of ESO observing programmes return their reduced data products for archival storage and data publication to the scientific community. ESO's policies governing phase 3 are specific to the type of observing programme. Phase 3 is mandatory for ESO Public Surveys and for ESO Large Programmes since period 75. For other ESO programmes there is no obligation but PIs are invited to take advantage of the phase 3.

To ensure the successful integration of External Data Products (EDPs) into the archive, ESO supports the users in carrying out the phase 3 process by defining ESO/EDP data standards, by devising procedures and providing the infrastructure for the delivery of EDPs, and by supplying tools for the data preparation.

- [Public Surveys Phase 3 Workshop, Garching, 30.11.2010](#)
- Phase 3 policies
- ESO External Data Products standard
- Data preparation and submission procedures
- Software tools

Below this text is a "Contact" section with the following text:

Contact
For any questions regarding phase 3, its policies, the data content and format, or the submission process of data products to the ESO Archive, please feel free to contact the EDP group via email at usd-help@eso.org, subject: EDP-ADP Submission.

The browser's status bar at the bottom shows "Done".

login

ESO
European Organisation
for Astronomical
Research in the
Southern Hemisphere

ESO User Portal

ESO Home User Portal Contact Site Map Search: Go!

ESO User Portal
General Information and FAQ
Science Users
Public
Intranet

Welcome to the ESO User Portal.

For security reasons, please Log Out and Exit your web browser when you have finished accessing services that require authentication!

Enter your ESO Username and Password.

As of 25 August 2009, ESO User Portal usernames and passwords are both case-sensitive.
Troubles logging in? Try using the "I forgot my ..." links below.

Username


Password

[LOGIN](#) [CLEAR](#)


- [I forgot my ESO User Portal password.](#)
- [I forgot my ESO User Portal username.](#)
- [I would like to create a new account.](#)

Last Update: 02.07.07 @ESO [Send us your comments!](#) [Subscribe to Newsletter](#) [Privacy Statement](#)

manage programs




European Southern Observatory



Phase 3 Release Manager

Astronomy made in Europe.



[ESO Home](#) [User Portal](#) [Contact](#) [Site Map](#) Search: [Go!](#)

[Science User Information](#) > [ESO User Portal](#) > [Phase 3 Release Manager](#) [Vincenzo Forchi](#) | [Logout](#)

ESO User Portal

Phase 3 Release Mgr

Programs

[My Phase 3 Programs](#) | [Phase 3 Programs Delegated to me](#)

Program name	Owner	Comment	URL
UltraVista	Vincenzo Forchi	Comment	
VV	Vincenzo Forchi		

[Manage Program permissions](#)

Last Update: 01.01.2010 © ESO

[Send us your comments!](#) | [Subscribe to Newsletter](#) | [Privacy Statement](#)

manage program permissions

The screenshot shows the ESO ACE (Access Control) web interface. At the top left is the ESO logo and the text "European Southern Observatory". In the center is a large image of a galaxy. On the right, it says "ACE - Access Control ESO" and "Astronomy made in Europe." with a row of European flags. Below this is a navigation bar with links: "ESO Home", "User Portal", "Contact", "Site Map", a search box, and "Go!". Below the navigation bar is a breadcrumb trail: "Science User Information > ESO User Portal > Access Control" and a user name "Vincenzo Forchi" with a "Logout" link. On the left is a vertical menu with links: "ESO User Portal", "Access Control", "Admin Data Access", "View Data Access", "Phase 3 Programs", "Science Archive", and "Archive FAQ". The main content area is titled "Grant/Revoke Phase 3 Rights for Programs" and contains a table with columns: "Program Name", "Comment", "URL", "Delegated/Revoked Users", and "Delegate to ...". The table has two rows for the "UltraVista" program. Each row shows a "revoke" button and a "delegate" button with an "enter email address" input field. The first row shows a delegation by Fabio Sogni on 14-10-2010 at 15:54 UT. The second row shows a delegation by Fabio Sogni on 14-10-2010 at 16:59 UT. At the bottom left, it says "Last Update: 16th October 2010 © ESO". At the bottom right, it says "Send us your comments! | Subscribe to Newsletter! | Privacy Statement".

European Southern Observatory

ACE - Access Control ESO

Astronomy made in Europe.

ESO Home User Portal Contact Site Map Search: Go!

Science User Information > ESO User Portal > Access Control Vincenzo Forchi | Logout

ESO User Portal

Access Control

Admin Data Access

View Data Access

Phase 3 Programs

Science Archive

Archive FAQ

Grant/Revoke Phase 3 Rights for Programs

Program Name	Comment	URL	Delegated/Revoked Users	Delegate to ...
UltraVista	Comment		Fabio Sogni 8980@nodomain.org 14-10-2010 15:54 UT	<input type="text" value="enter email address"/> <input type="button" value="delegate"/>
UltraVista	Comment		Fabio Sogni 8980@nodomain.org 14-10-2010 16:59 UT	<input type="text" value="enter email address"/> <input type="button" value="delegate"/>

Last Update: 16th October 2010 © ESO

Send us your comments! | Subscribe to Newsletter! | Privacy Statement

create new collection

The screenshot shows the ESO Phase 3 Release Manager interface. At the top left is the ESO logo and the text 'European Southern Observatory'. To the right is a large image of a spiral galaxy. Further right, the title 'Phase 3 Release Manager' is displayed, followed by the slogan 'Astronomy made in Europe.' and a row of European national flags. Below this is a navigation bar with links for 'ESO Home', 'User Portal', 'Contact', 'Site Map', a search box, and 'Go!'. A breadcrumb trail reads 'Science User Information > ESO User Portal > Phase 3 Release Manager', and the user 'Vincenzo Forchi' is logged in. The main content area has a left sidebar with 'ESO User Portal', 'Phase 3 Release Mgr', and 'Programs'. The main content shows 'Programs > UltraVista' and a 'Create Collection' section. This section includes the instruction 'Create a new collection associated to the UltraVista program', a text input field for 'Collection Name' containing 'NewCollection|', and a 'Create' button. The footer contains 'Last Update: 01.01.2010 © ESO' and links for 'Send us your comments!', 'Subscribe to Newsletter', and 'Privacy Statement'.

European Southern Observatory

Phase 3 Release Manager

Astronomy made in Europe.

ESO Home User Portal Contact Site Map Search: Go!

Science User Information > ESO User Portal > Phase 3 Release Manager Vincenzo Forchi | Logout

ESO User Portal

Phase 3 Release Mgr

Programs

Programs > UltraVista

Create Collection

Create a new collection associated to the **UltraVista** program

Collection Name

Last Update: 01.01.2010 © ESO

[Send us your comments!](#) | [Subscribe to Newsletter](#) | [Privacy Statement](#)

manage collections

The screenshot shows the ESO Phase 3 Release Manager interface. At the top left is the ESO logo and the text "European Southern Observatory". In the center is a large image of a spiral galaxy. On the right, it says "Phase 3 Release Manager" and "Astronomy made in Europe." with a row of European flags. Below this is a navigation bar with links: "ESO Home", "User Portal", "Contact", "Site Map", a search box, and "Go!". A breadcrumb trail reads "Science User Information > ESO User Portal > Phase 3 Release Manager". On the right of the breadcrumb is "Paulo Nunes | Logout". A left sidebar contains "ESO User Portal", "Phase 3 Release Mgr", and "Programs". The main content area shows a breadcrumb "Programs » UltraVista » NewCollection" and two tabs: "Releases" (selected) and "Properties: NewCollection". Below the tabs is a table header with columns: "Tag", "Type", "Mod. Type", "Comment", "URL", "Validation Report", "Status", and "Action". Under the header are two links: "Create new batch release »" and "Create new stream release »". At the bottom, a footer contains "Last Update: 01.01.2010 © ESO" on the left and "Send us your comments! | Subscribe to Newsletter | Privacy Statement" on the right.

create new release

The screenshot displays the ESO Phase 3 Release Manager interface. At the top left is the ESO logo and the text 'European Southern Observatory'. The top right features the title 'Phase 3 Release Manager' and the slogan 'Astronomy made in Europe.' with a row of European national flags. A navigation bar includes links for 'ESO Home', 'User Portal', 'Contact', 'Site Map', a search box, and 'Go!'. Below this, a breadcrumb trail reads 'Science User Information > ESO User Portal > Phase 3 Release Manager' and a user profile 'Paulo Nunes | Logout'.

The main content area is titled 'Create Release' and shows the following form fields:

- Release Type:** BATCH
- Modification Type:** NEW
- Comment:** A text area containing the text 'Comments to this release.' Below it, a character count indicates '(Maximum characters: 255)' and 'You have 230 characters left.'
- URL:** A text input field containing 'http://myrelease.mweb.org'.
- Contact Information (cc List):** A list of email addresses with an 'Add e-mail' button. The list includes 'pnunes@eso.org' and 'vforchi@eso.org', each with a small 'X' icon to its right.
- Save:** A button at the bottom of the form.

At the bottom of the page, there is a footer with 'Last Update: 01.01.2010 © ESO' on the left and 'Send us your comments! | Subscribe to Newsletter | Privacy Statement' on the right.

prepare data release

science data: **.fits, *.fits.fz, PRODCATG*

ancillary data: **, associated to science data*

scientific meta-data: *FITS keywords*

associations: *ASSONi, ASSOCi*

provenance: *PROVi*

description: *release-description.tar*

See Phase 3 User Documentation

See Jörg's presentation

validate data release

```
java -jar validator.jar -r <dir> \  
-m create|update
```

Output

Summary: *console (OK | ERROR)*

Table of contents: *validator.toc*

Validation errors: *validator.error*

Application log messages: *validator.log*

upload data

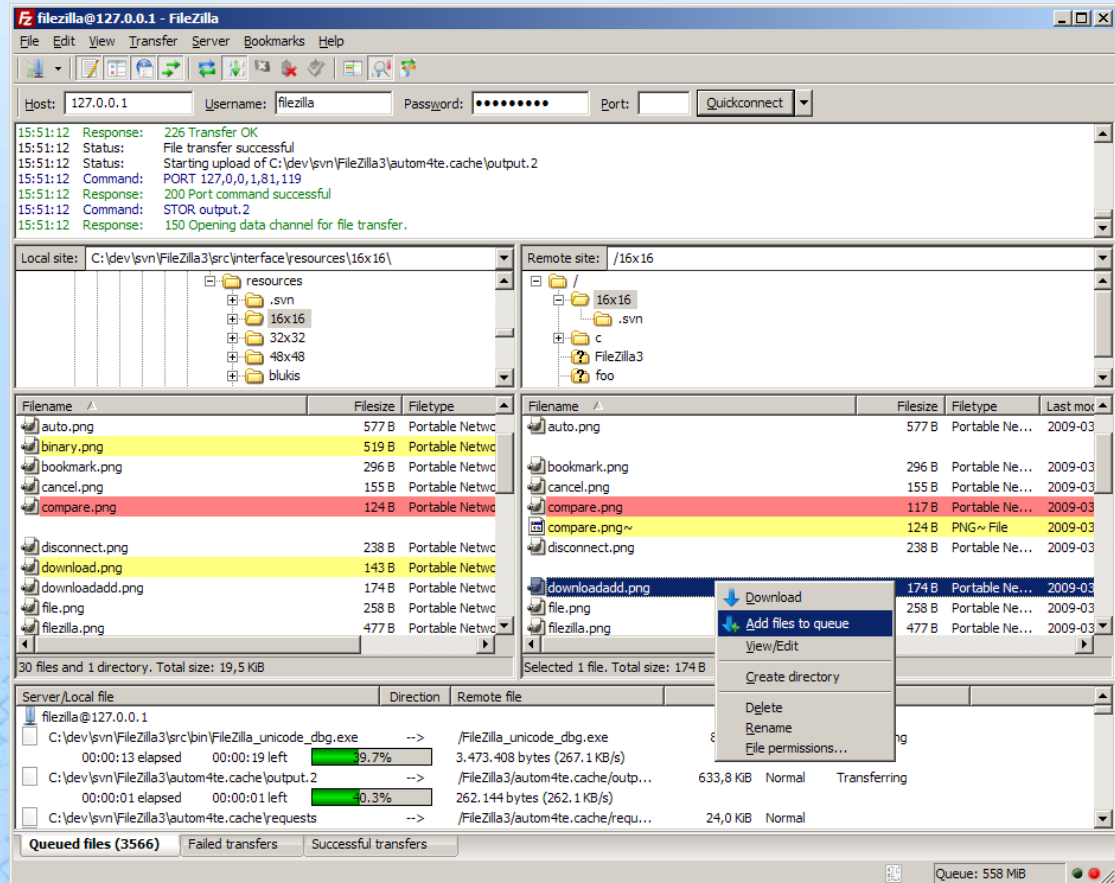
```
lftp -u user,pass phase3ftp.eso.org
```

```
cd program/collection/release
```

```
mput *
```

Requires **secure**
FTP client
(FileZilla, lftp, etc.)

Standard FTP
doesn't work



close release

Only PI can close a release

Triggers automatic validation process

FTP area becomes unavailable for the user

European Southern Observatory
Phase 3 Release Manager
Astronomy made in Europe

ESO Home User Portal Contact Site Map Search: Go!

Science User Information > ESO User Portal > Phase 3 Release Manager
Paulo Nunes | Logout

ESO User Portal
Phase 3 Release Mgr
Programs

Programs > UltraVista > NewCollection > 1

Release Tag: 1 Contents

Release "1" created. You can upload your files here: ftp://pnunes@dfest1/UltraVista/NewCollection/batch_1/.

Release Tag: 1
Release Type: BATCH
Modification Type: NEW
Status: OPEN
Comment: Comments to this release.
(Maximum characters: 255) You have 255 characters left.

URL:
Contact Information (cc List):
pnunes@eso.org
vforchi@eso.org

Close Date
Archive Date

Edit Save

Actions: Close

Last Update: 01.01.2010 © ESO
Send us your comments! | Subscribe to Newsletter | Privacy Statement

Programs > UltraVista > PipelineReleases

Releases Properties: PipelineReleases

Tag	Type	Mod. Type	Comment	URL	Validation Report	Status	Action
1	BATCH	NEW	Comment			ARCHIVED	
2	BATCH	SUPERSEDING	Comment			ARCHIVED	
3	BATCH	SUPERSEDING				ARCHIVED	
4	BATCH	UPDATING			Show	ERROR	Close

Create new stream release >

release states

1. Open

2. Closed

PI/COI

3a. Valid

3b. Error

ESO/SYSTEM

4.
ToBeArchived

5. Archived

ESO/EDP

view release contents *(only for archived releases)*

download release description file

The screenshot shows the ESO Phase 3 Release Manager interface. The browser title is "Phase 3 - Release Manager - Mozilla Firefox". The address bar shows the URL: <http://dfidev1.hq.eso.org:8080/rm/phase3Release/edit/82>. The page header includes the ESO logo and "European Southern Observatory". The main content area is titled "Phase 3 Release Manager" and includes a search bar and navigation links. The user is logged in as "christophe moins (Admin)". The page displays a list of release files with the following details:

Release Tag	Contents
v20091102_00122_st_tl.fits	2 Show/Hide files
n253_tl_j_two_cat.fits	1 Show/Hide files
v20091102_00122_st_tl_cat.fits	1 Show/Hide files
v20091102_00127_st.fits	2 Show/Hide files
n253_j_1_cat.fits	1 Show/Hide files
n253_tl_j.fits	2 Show/Hide files
v20091102_00122_st_cat.fits	1 Show/Hide files
n253_j_1.fits	2 Show/Hide files

At the bottom of the list, there is a link: [Download release content description file](#). A red arrow points to this link.

Footer: Last Update: 03.11.2010 © ESO | [Send us your comments!](#) | [Subscribe to Newsletter](#) | [Privacy Statement](#)

updating or superseding a release

To update a release:

1. Download release description file
CONTENT.ESO

2. Create
CHANGES.USER
DELETE file
REPLACE file

3. Validate
-m update

4. Upload data +
CHANGES.USER

Phase 3 - Release Manager - Mozilla Firefox

File Edit View History Bookmarks Tools Help

http://dfidev1.hq.eso.org:8080/rm/phase3Collection/edit/78

Most Visited Google BET OMG UML WebHome < AO < SDD Kasper2004Fast.pdf (... Patterns ACE tutorial inspections_sources index.php

Phase 3 - Release Manager Phase 3 Release Manager 0.7 Referen...

European Southern Observatory

Phase 3 Release Manager

ESO - Reaching New Heights in Astronomy

ESO Home User Portal Contact Site Map Search: Go!

Science User Information > ESO User Portal > Phase 3 Release Manager christophe moins (Admin) | Logout

ESO User Portal Programs > TestDemo > NGC253

Phase 3 Release Mgr Releases Properties: NGC253

Tag	Type	Mod. Type	Comment	URL	Validation Report	Status	Action
1	BATCH	NEW	Type a comment here			ARCHIVED	

Create superseding batch release >
Update or complement previous batch release >

Last Update: 03.11.2010 © ESO Send us your comments! | Subscribe to Newsletter | Privacy Statement

Done