

# Exploring the reionization epoch with deep spectroscopy

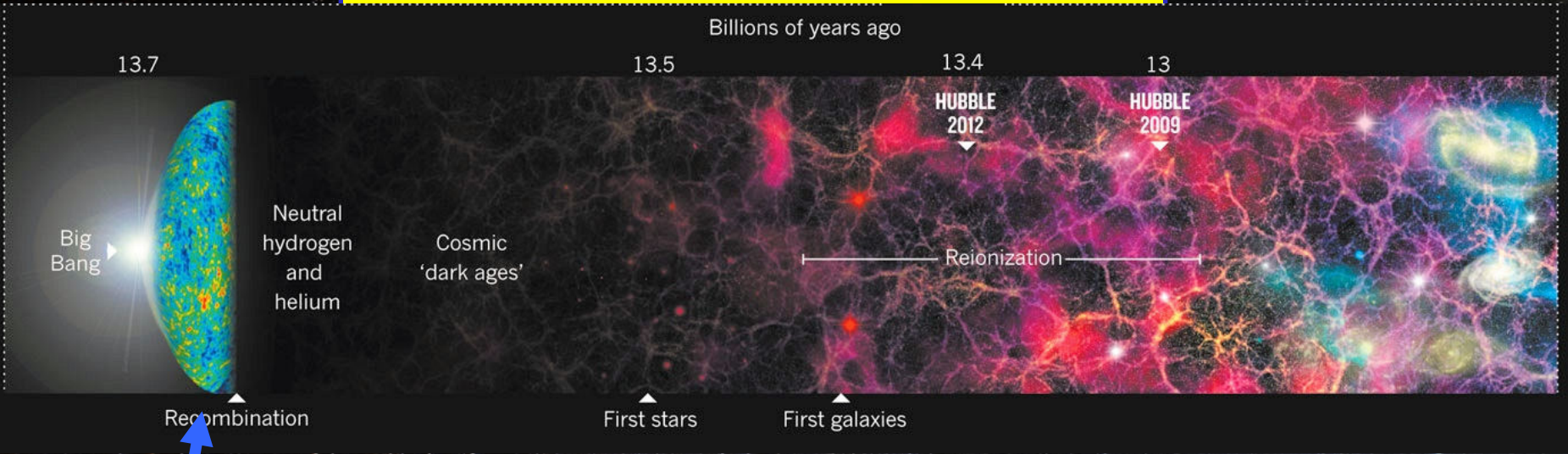
Laura Pentericci  
INAF- OAR

with M. Castellano, E. Vanzella, A. Fontana,  
S. De Barros, F. Marchi et al.





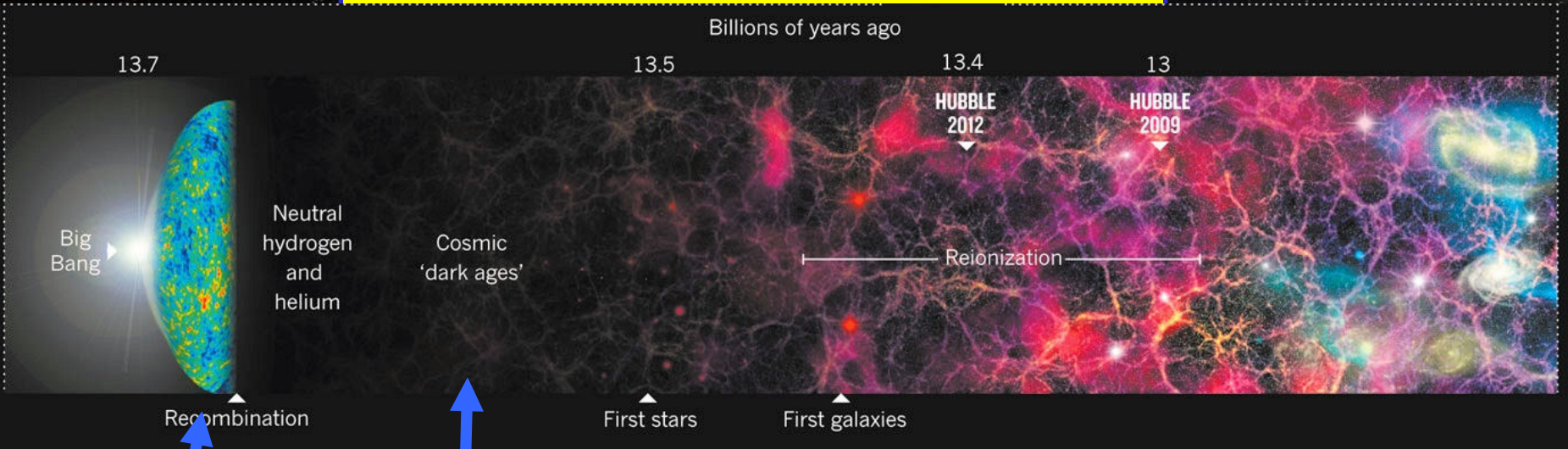
# Cosmic reionization in brief



Constraints from cosmic microwave background



# Cosmic reionization in brief

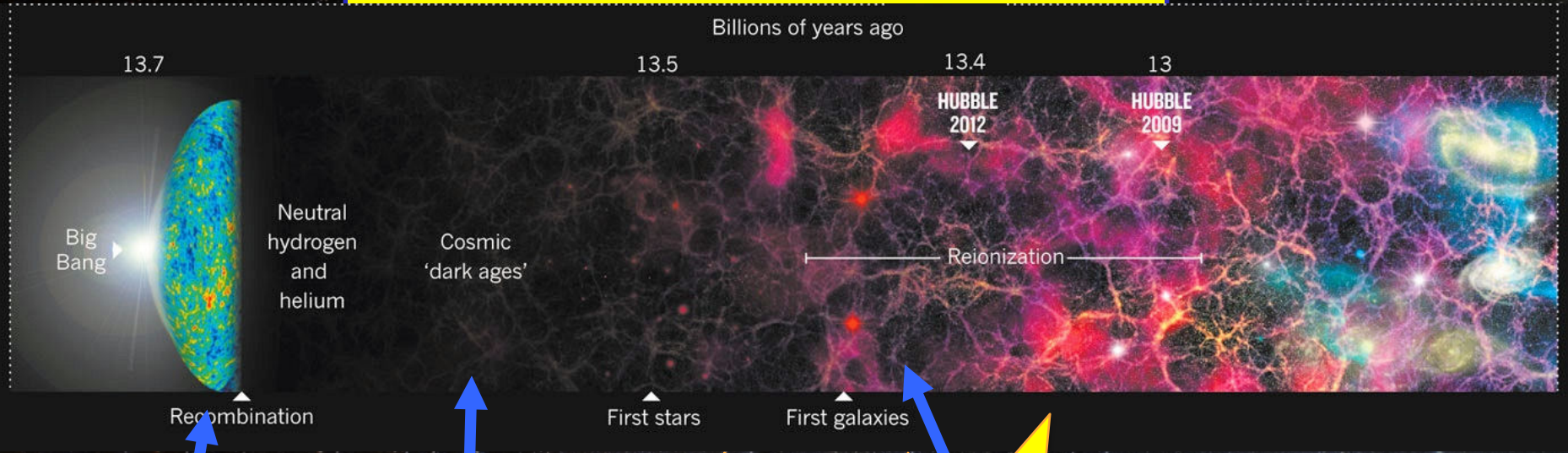


Constraints from cosmic microwave background



Dark ages the universe is mostly neutral but the first stars and galaxies start to ionize their surroundings

# Cosmic reionization in brief



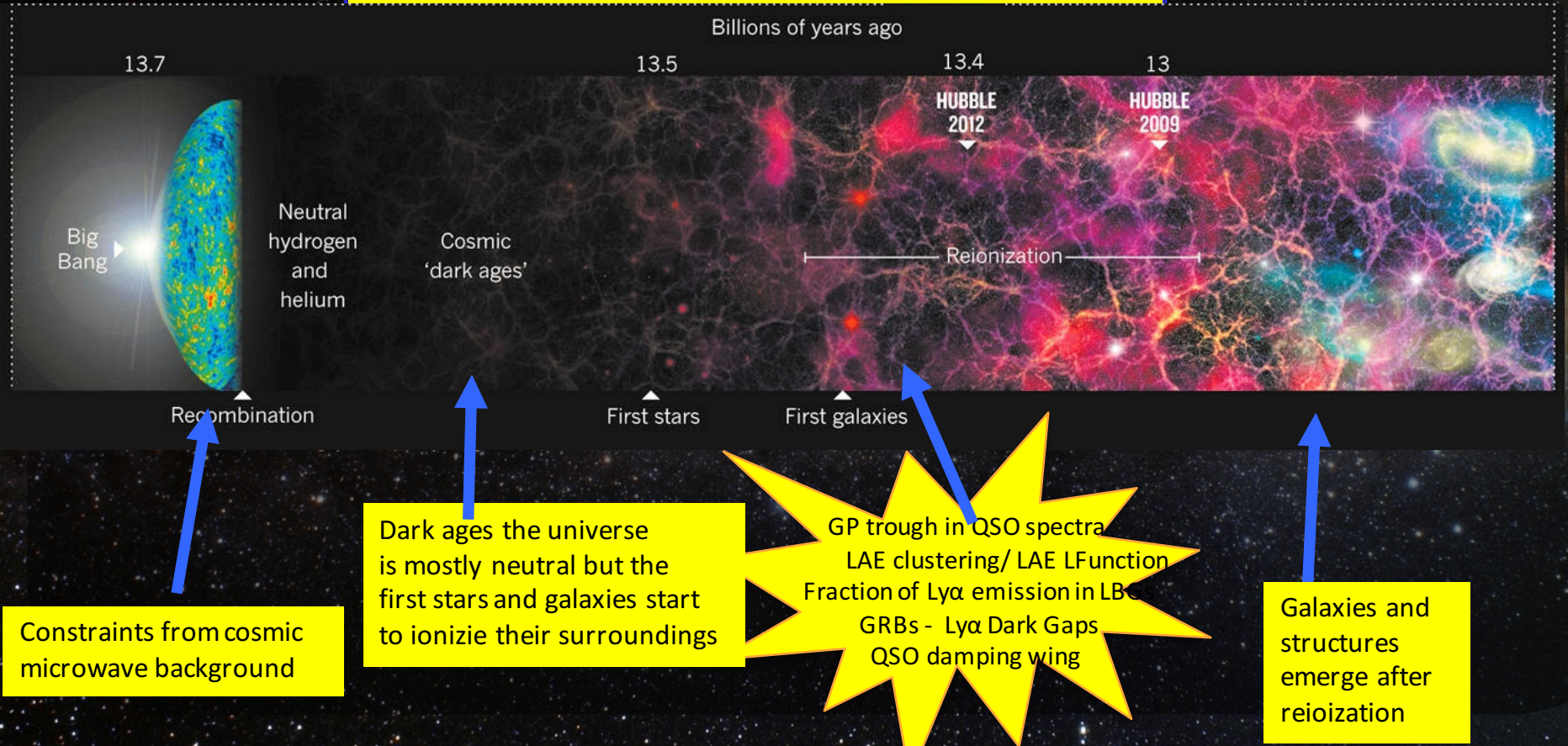
Constraints from cosmic microwave background

Dark ages the universe is mostly neutral but the first stars and galaxies start to ionize their surroundings

GP trough in QSO spectra  
LAE clustering/ LAE LFunction  
Fraction of Ly $\alpha$  emission in LBGs  
GRBs - Ly $\alpha$  Dark Gaps  
QSO damping wing



# Cosmic reionization in brief





# Galaxies and reionization

## ☆ Key questions

- *When did Cosmic reionization occur?*
- *How did it proceed in space and time?*
- *Which were the main sources responsible?*

## ☆ Techniques and results with current facilities

- *the unique role of Multi Object Spectrographs*

## ☆ Can FORS2 be still competitive in the future?



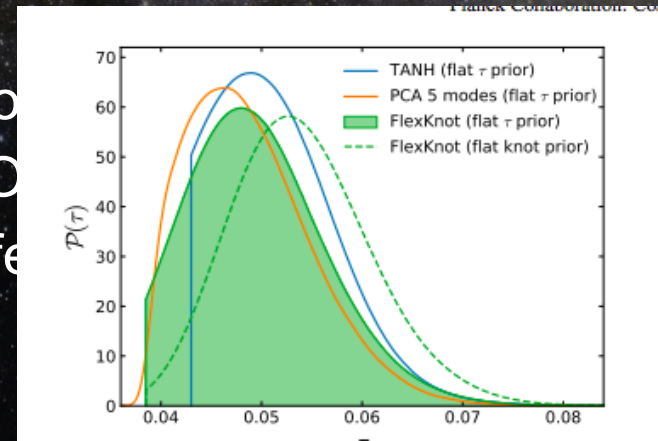
## Key question

*When did reionization occur ? how did it proceed in time?*

Our current knowledge comes from 2 classes of probes

1) Integral constraints from cosmic microwave background observations in the form of Thompson scattering optical depth. The latest result is  $\tau_e = 0.054 \pm 0.007$  (Planck collaboration 2018), suggesting a mid-point reionization redshift of  $z_{re} = 7.7 \pm 0.7$  i.e. reionization happened relatively fast and late

2) astrophysical observations that allow to measure the ionizing photon production efficiency, the hydrogen content at a given redshift and Ly $\alpha$  forest transmission observations of Ly $\alpha$  galaxies, QSOs (GP effect), and GRBs





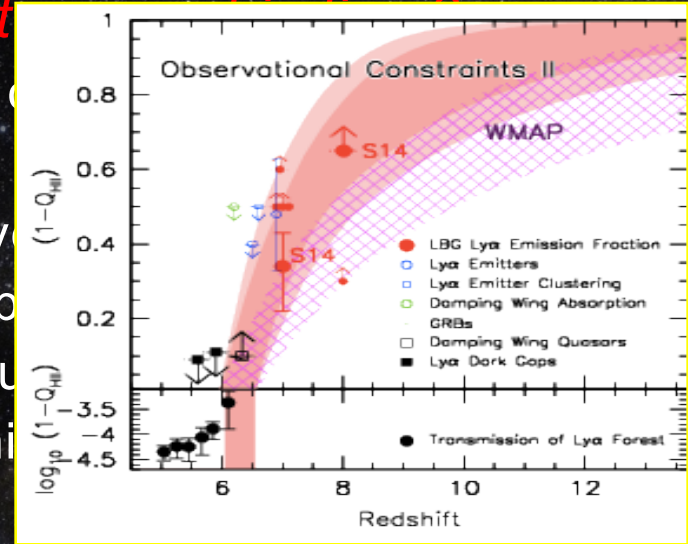
## Key question

When did reionization occur? how did it occur?

Our current knowledge comes from 2 classes of observations

1) Integral constraints from cosmic microwave background anisotropies in the form of Thompson scattering optical depth  $\tau_e = 0.054 \pm 0.007$  (Planck collaboration 2018), suggesting a reionization redshift of  $z_{re} = 7.7 \pm 0.7$  i.e. reionization was fast and late

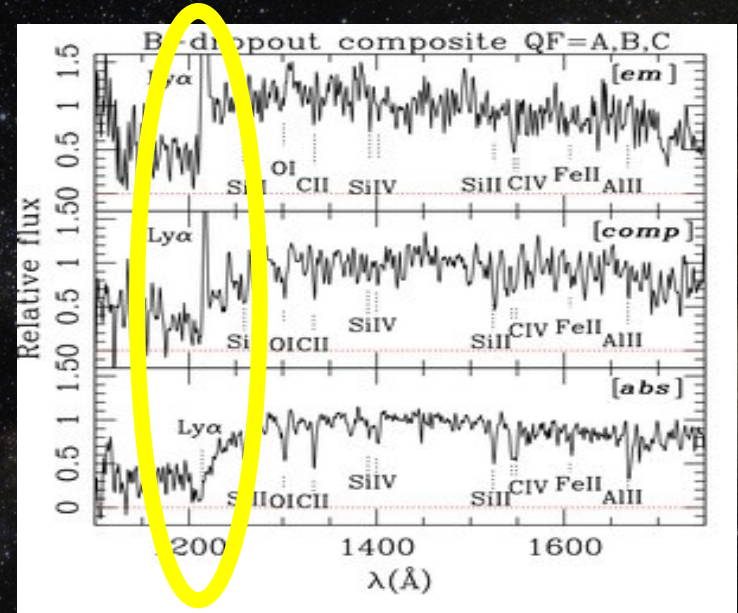
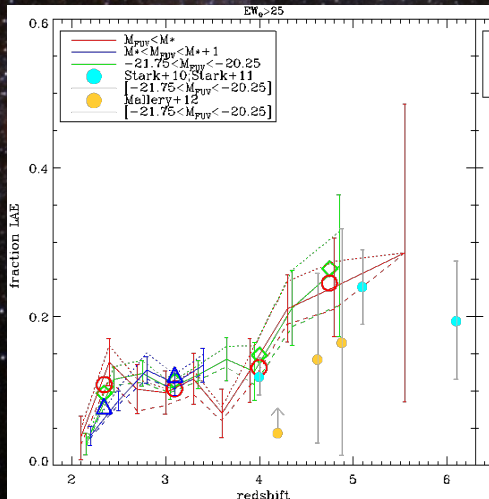
2) astrophysical observations that allow to measure the neutral hydrogen content at a given redshift and LOS e.g. spectroscopic observations of Ly $\alpha$  galaxies, QSOs (GP effect, damping wing), GRBs





# The Ly $\alpha$ emission has become one of the main probes of neutral hydrogen content and reionization timeline

The Ly  $\alpha$  line is emitted by a young dust free population: up to 6-7% of the light from galaxies could emerge as Ly  $\alpha$ . The presence of Ly  $\alpha$  in the spectrum of a SF galaxy depends on many factors e.g. the dust content and distribution the presence of outflows and so on....

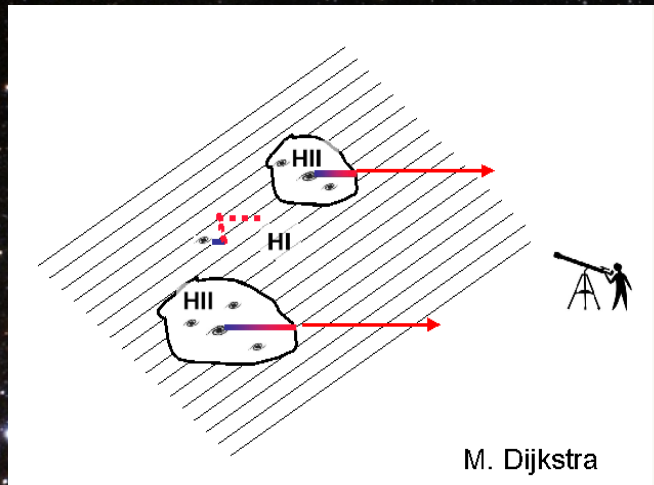


As we move to higher redshift the Ly  $\alpha$  line is increasingly frequent in star forming galaxies (Vanzella+09, Stark+10, Cassata+14 )

→ this can easily be explained as galaxies are younger and have less dust ✓



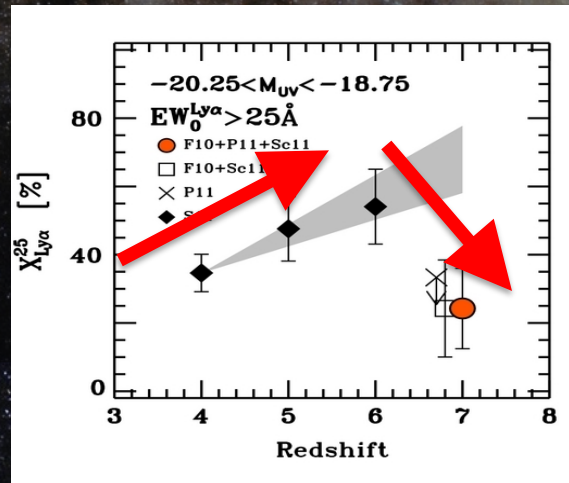
# The Ly $\alpha$ emission has become one of the main probes of neutral hydrogen content and reionization timeline



However being a resonant line it is easily suppressed by neutral hydrogen  
→ In a partially neutral IGM, Ly  $\alpha$  is suppressed and we only see it escaping from galaxies that reside in ionized bubbles

At  $z > 6$  we start to observe a decline of the line  
→ a change of galaxy properties is unlikely on such a short timescale!

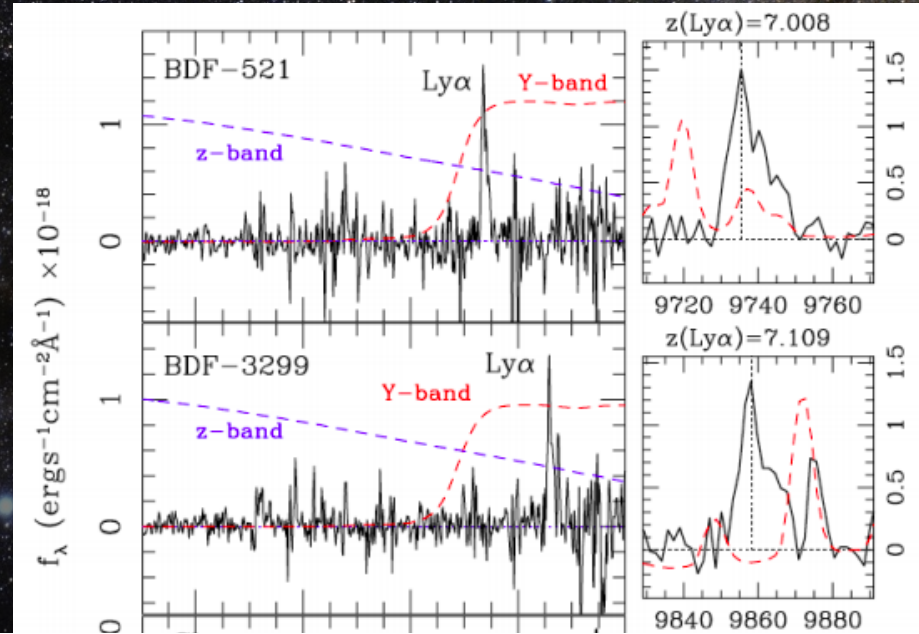
→ increasing neutral IGM? → **smoking gun of reionization?**





# In the past decade we have exploited the capabilities of FORS2 to push our knowledge of the reionization sources

First spectroscopically confirmed galaxies at  $z > 7$  with the emission line showing the classical asymmetric profile . Observations were obtained with FORS2 and 15 hours of integration



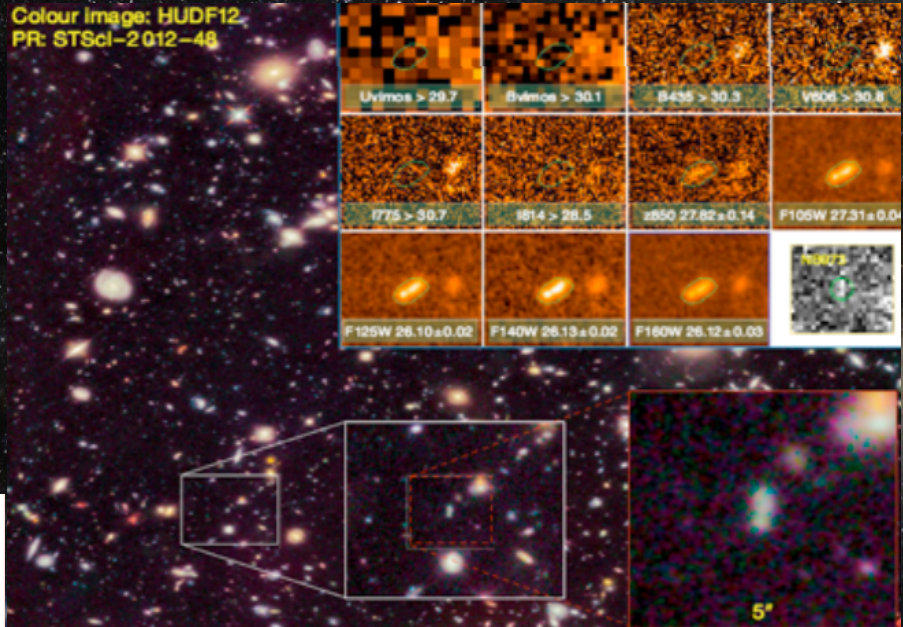
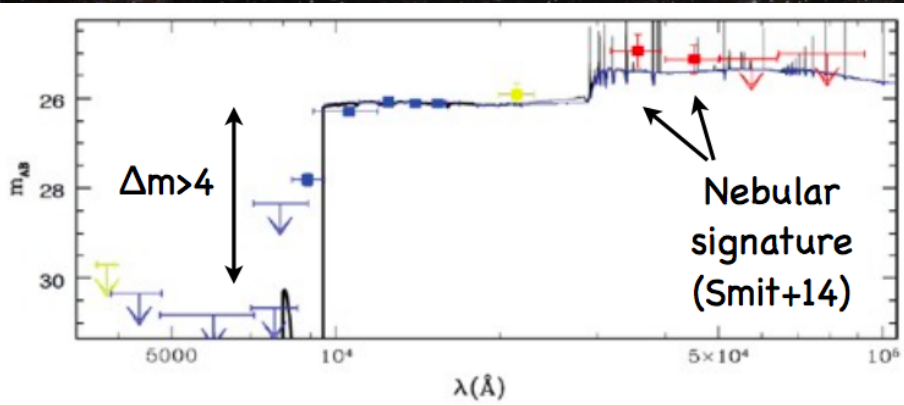
## SPECTROSCOPIC CONFIRMATION OF TWO LYMAN BREAK GALAXIES AT REDSHIFT BEYOND 7

E. VANZELLA<sup>1</sup>, L. PENTERICCI<sup>2</sup>, A. FONTANA<sup>2</sup>, A. GRAZIAN<sup>2</sup>, M. CASTELLANO<sup>2</sup>, K. BOUTSIA<sup>2</sup>, S. CRISTIANI<sup>1</sup>, M. DICKINSON<sup>3</sup>, S. GALLOZZI<sup>2</sup>, E. GIALONGO<sup>2</sup>, M. GIAVALISCO<sup>4</sup>, R. MAIOLINO<sup>2</sup>, A. MOORWOOD<sup>5</sup>, D. PARIS<sup>2</sup>, AND P. SANTINI<sup>2</sup>



# Actually not all observations were so successful.....

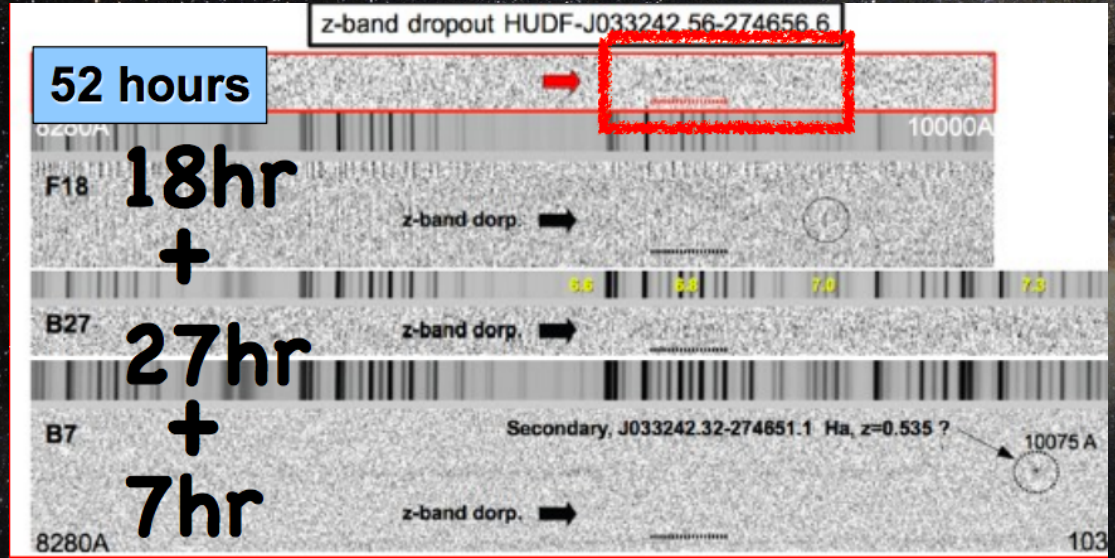
The galaxy GDS1408 is the brightest candidate identified in the Hubble Ultra Deep Field (HUDF) area. It is one of the most solid  $z=7$  candidates, it was first detected by Bouwens +04 in the NICMOS HUDF data, and subsequently identified also by Castellano+10 and in the HUDF WFC3 data (Bouwens +10; Oesch+10; McLure +10; Bunker+09)





Actually not all observations were so successful.....

No Ly $\alpha$  is observed down to a flux limit of  $f(\text{Ly}\alpha) < 1 \times 10^{-18} \text{erg/s/cm}^2$  in skyline free regions



Deepest spectrum of 52 hours FORS2/VLT ever obtained in the reionization epoch by combining the data taken by 3 independent groups (PI Bunker 27 hours, PI Fontana 12 hours, PI Bouwens 7 hours) also obtained from archival research.

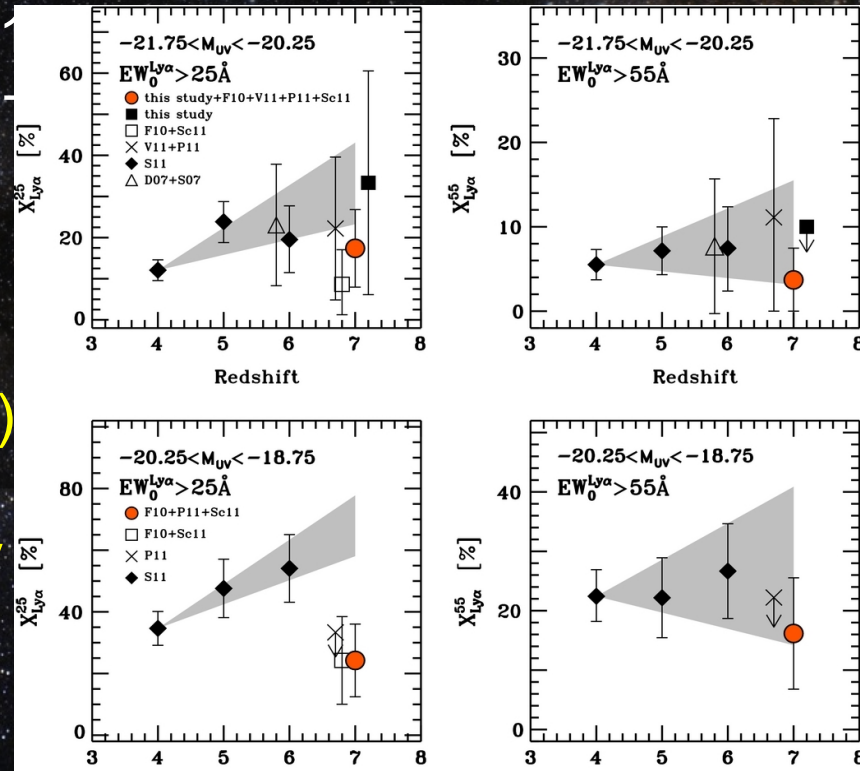


# When exactly does the Ly $\alpha$ decline?

Early results by several independent groups indicated that the fraction is rising up to  $z=6$  and then sharply declining (Stark+2010, Fontana+2010, Pentericci +2011, +2014, Ono + 2011, Treu+2013, Caruana-

The rise and fall of Ly $\alpha$  is particularly pronounced for the faintest galaxies (but at these magnitudes samples are smaller and observations more difficult)

Field to field variation are large (patchy reionization LP+2014)





## Early results by several groups were somewhat contradictory

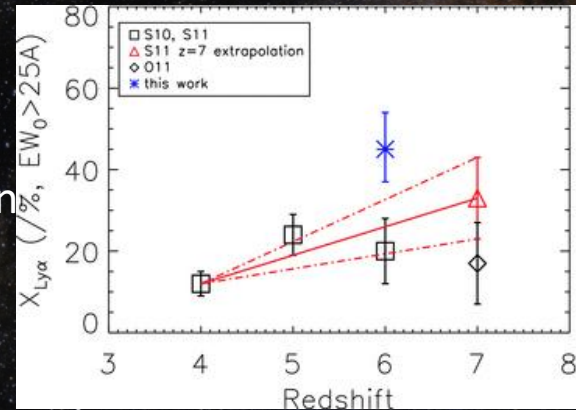
A. The early samples were **still small** and **very heterogeneous** in terms of :

- selection (color vs  $z_{\text{phot}}$ )
- observational set-up (i.e. redshift coverage)
- Ly $\alpha$  EW limit reached

B. The distribution of Ly $\alpha$  was still uncertain also at  $z \approx 6$  (e.g. Curtis-Lake et al. 2012 claimed a much higher fraction of emitters)

C. Potential bias could arise at  $z \approx 6$  samples from the selection in z-band (which contains the Ly $\alpha$  line) as done in early surveys

D. Large field to field variation (e.g. Ono et al. 2012 ) were observed probably due to spatial fluctuations depending on the degree of homogeneity/inhomogeneity of the reionization process (e.g. Taylor & Lidz 2014)





# CANDELSz7 - probing the reionization epoch with deep spectroscopy (ESO Large Programme 2013-2016)

A deep survey of galaxies at  $z \sim 6-7$  with VLT-FORS2 (LP 190.A-0685, PI L. Pentericci) 140 hours

- $t_{\text{int}} = 10-20$  hours
- CANDELS fields (GOODS-S COSMOS UDS)
- FORS2 observations cover the Ly $\alpha$  visibility in the range  $5.8 < z < 7.3$
- Target selection based on LBG color diagrams and CANDELS accurate photometric redshifts
- Including ancillary programs (PI Fontana, Bunker) we analysed a total of 230 hours of FORS2@VLT observations

## Aims

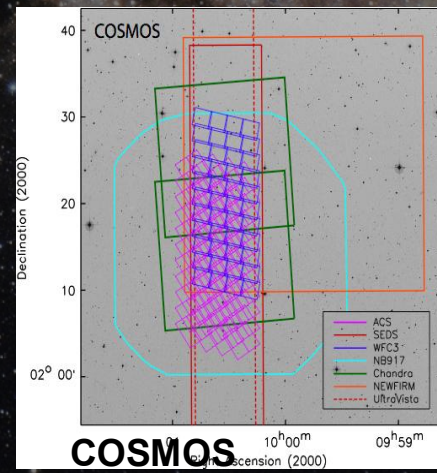
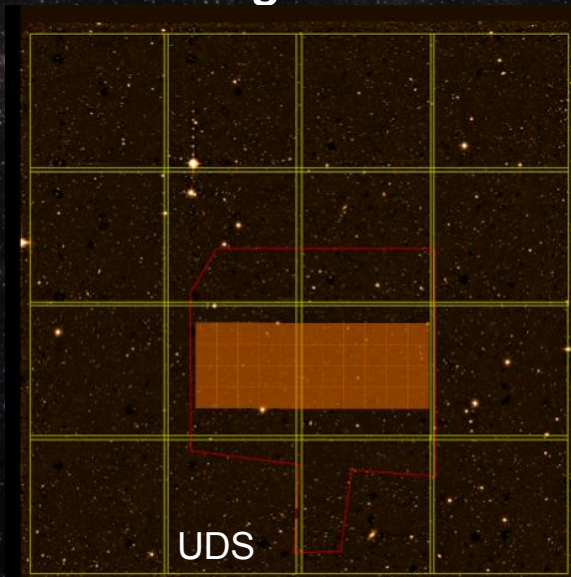
- Evolutions of the Ly $\alpha$  visibility over the epoch of the reionization -> constrain neutral hydrogen fraction as a function of redshift and luminosity
- Evolution of Ly $\alpha$  properties of galaxies vs other physical parameters
- Provide targets for ALMA

Results can be found in Pentericci +2018, De Barros LP+2017, Castellano, LP+ 2017



Galaxies are selected with homogenous color-color criteria from the CANDELS fields (GOODS South, UDS and COSMOS) which boast ultradeep HST data :

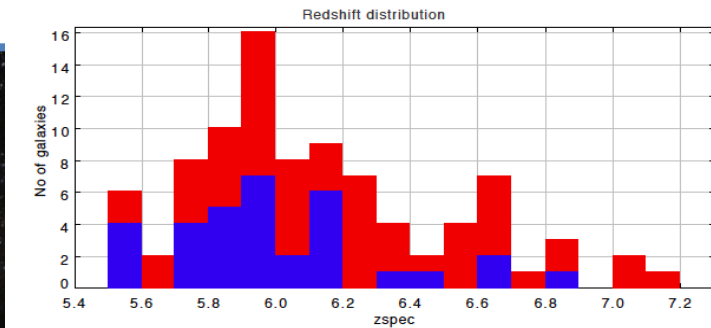
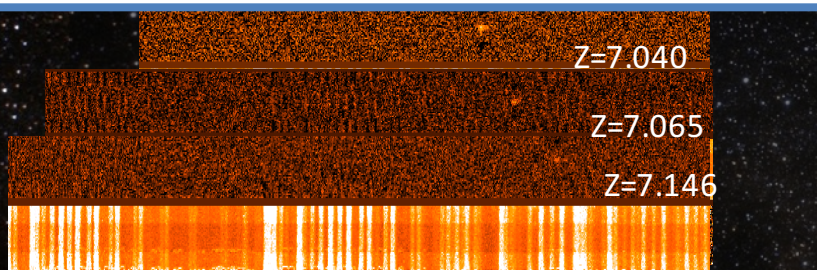
- The selection band (H-band) is independent of the presence of Ly $\alpha$  both at  $z=6$  &  $z=7$  unlike past surveys and minimizes any bias
- We employ a unique spectroscopic set up and observational strategy: total integration time varies from 15 (for bright targets) to 25 hours (for faint targets) to reach a uniform EW limit for all galaxies.





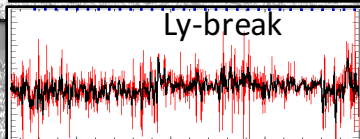
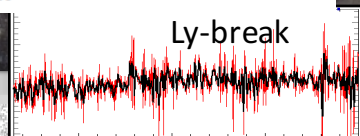
## Results from Large program

We have observed >160 galaxies with photometric z between 6 and 7.3 in the CANDELS fields GOODS-S, COSMOS and UDS, confirming the redshifts of >55 new objects mainly through Ly $\alpha$  emission



15443,  
 $z=5.938$ ,  
 $\beta = -1.88 \pm 0.08$ ,  
 $M_{1500} = 25.77$

UDS, 29249  
 $z=6.3$ ,  
 $m_{1500} = 25.8$



We measure redshift for faint (mag=25-26) galaxies with no Ly $\alpha$  emission up to  $z=6.3-6.4$ . Non trivial. Half of the LBG population at  $z=6$

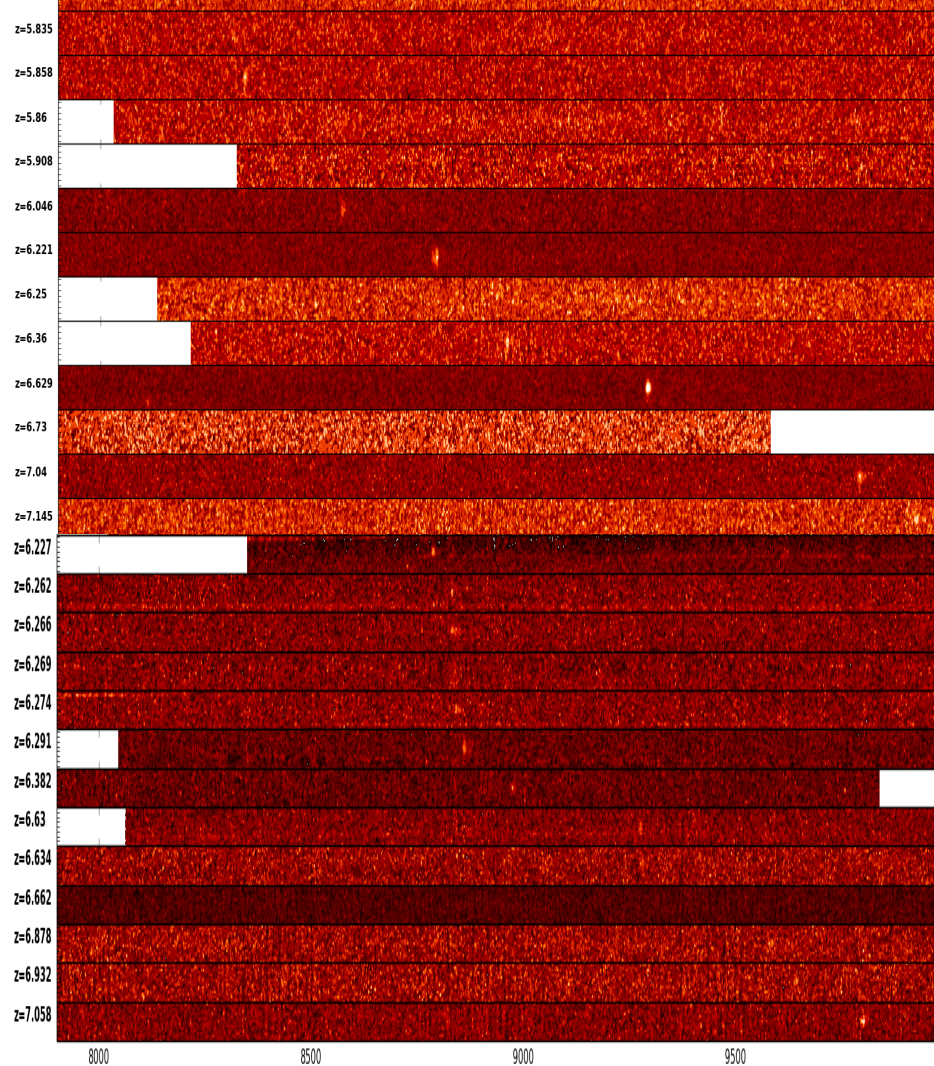
Pentecchi + 2018 A&A in press

De Barros, LP+ 2017

All data are being release through the ESO archive

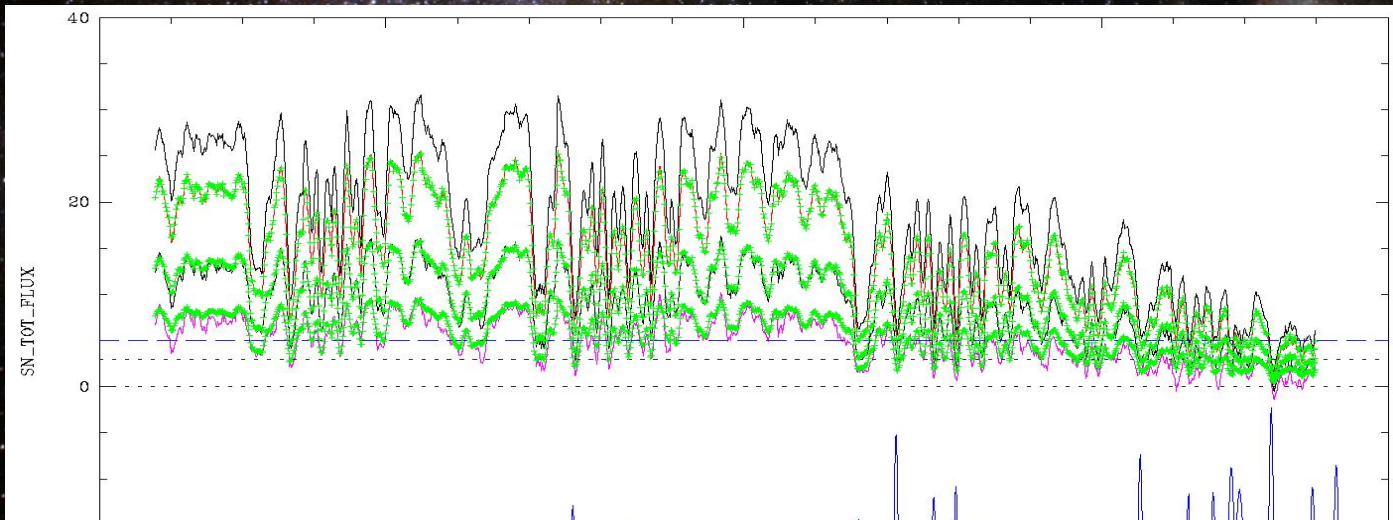




Including the new Large program data + earlier & archival observations (LP+2014, LP+2011, Vanzella+2011, 2009, Caruana+2012, 2014) we have assembled observations for a sample of >260 galaxies with 110 having a robust spectroscopic redshift in 8 independent fields (including 4 of the CANDELS fields), mostly observed with the same instrumental set-up and with similar limiting flux. For the undetected objects we set firm limits on the Ly $\alpha$  EW using very accurate simulations (see Vanzella+14, LP+14 and next slide)





To evaluate the fraction of Ly $\alpha$  emitters at  $z \approx 6$  and  $z \approx 7$  we perform accurate 2D simulations to assess the sensitivity of our spectroscopic observations (and hence the EW limit reached for each object). Fake Ly $\alpha$  lines with realistic shapes, are inserted in real raw frames at varying wavelength and then processed as real data by our own reduction pipeline

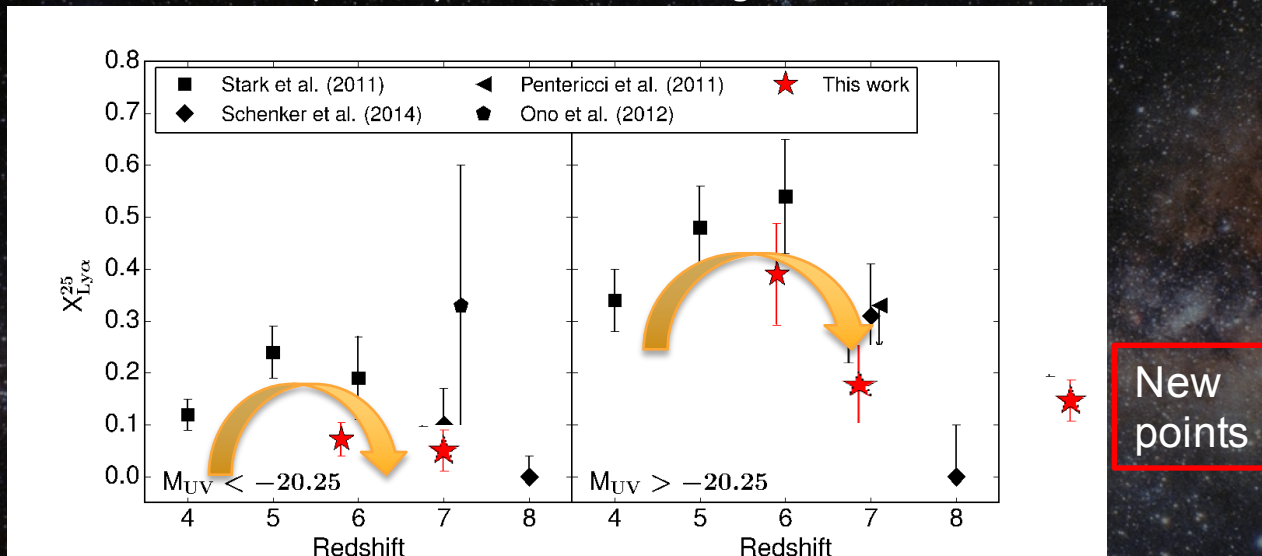


Simulations are repeated for different line fluxes, different slits in the masks, and different spatial positions along the slit to get all possible resulting S/N, which are then converted into EW limits depending on the magnitudes of the targets)



## CANDELSz7: fractions of Ly $\alpha$ emitters

Using the new data from our large program as well as all previous observations available we have re-evaluated with greater accuracy the fraction of Ly $\alpha$  emitters at  $z=6$  and  $z=7$  separately for faint and bright sources

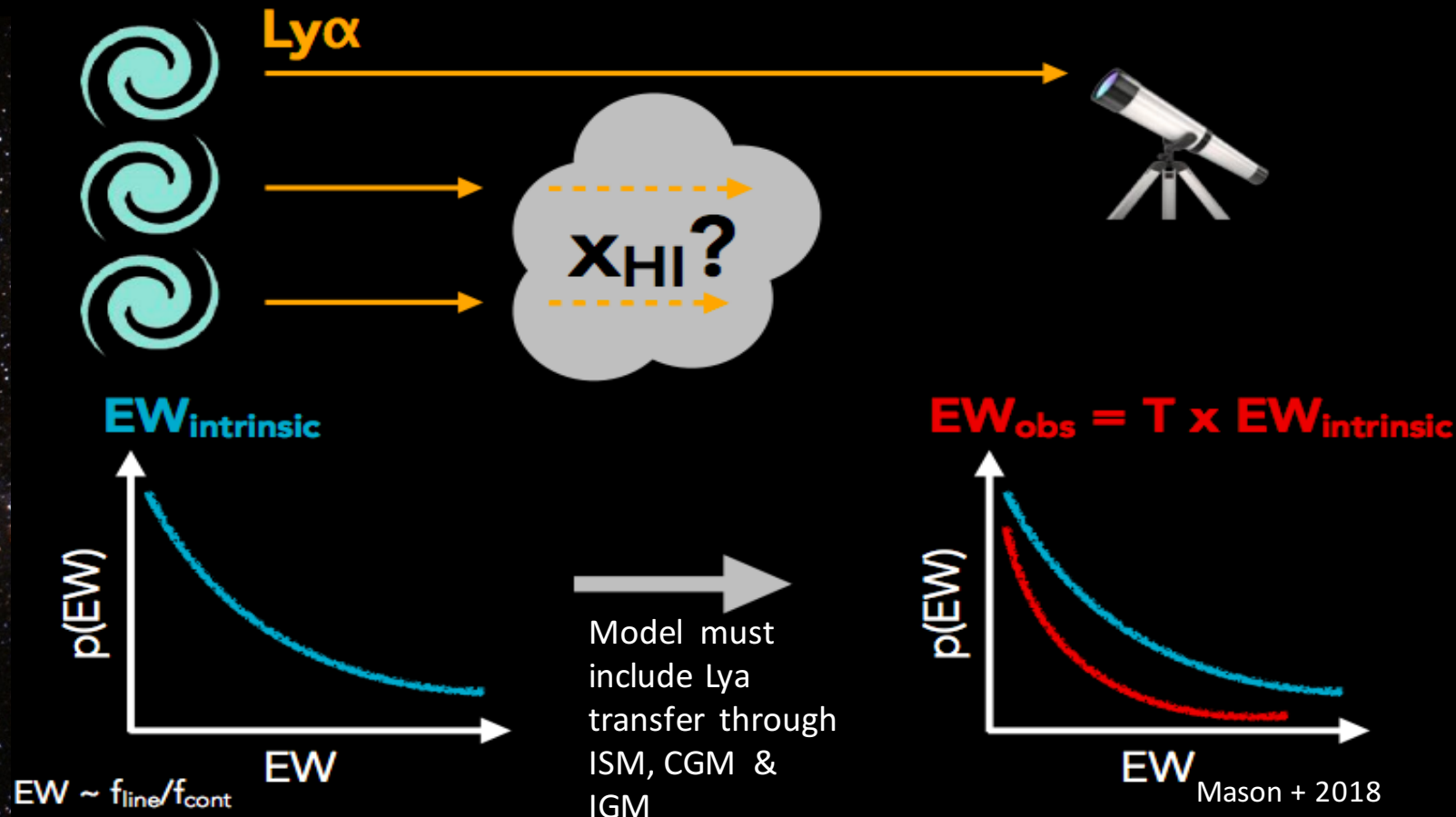


We still see considerable differences between studies due to e.g. F2F variations, pre-selection criteria. Our results point to a scenario where the down-turn of Ly $\alpha$  appears already at  $z < 6$  and is less drastic than previously believed

→ Reionization might be a more extended process and not yet completed by  $z=6$  in agreement with some recent observations of QSO proximity zones (Eilers+2017)



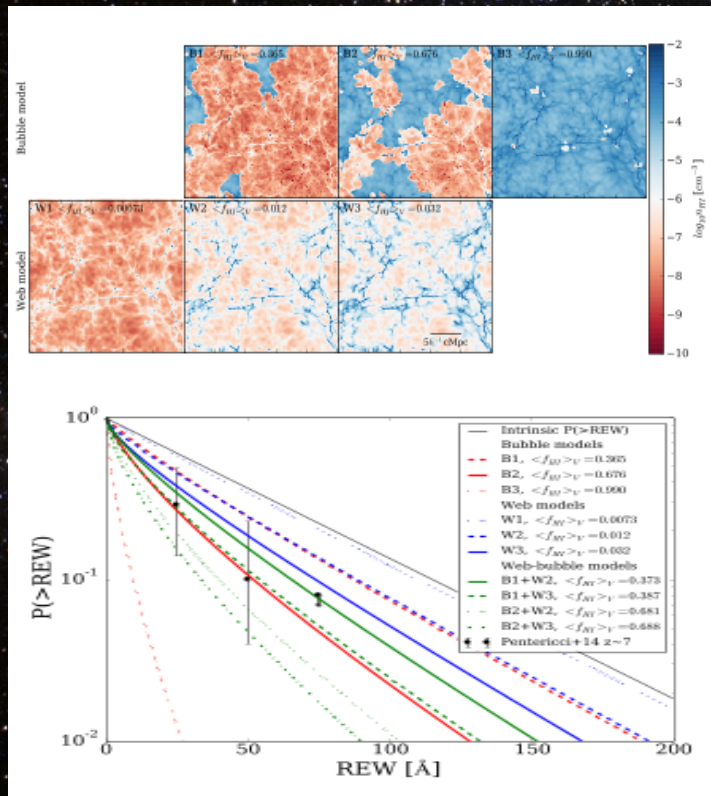
# How do we interpret the drop of Ly $\alpha$ in terms of neutral hydrogen content at a given redshift?



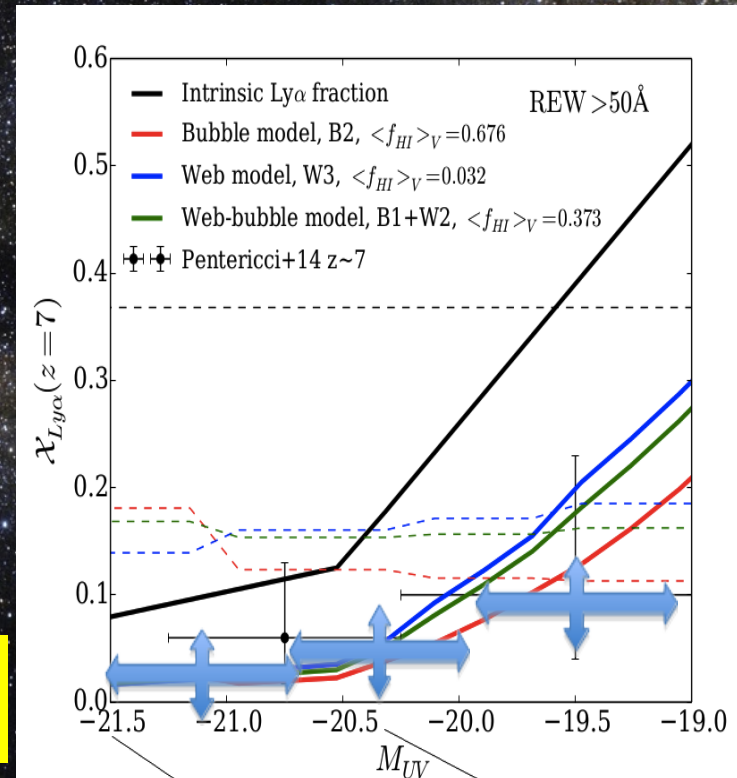


# Implications on the neutral hydrogen fraction

There are intrinsic degeneracies between the effects of small scales HI absorbers and diffuse neutral IGM. Kachiiki+2017 show that a joint analysis of LAE LF and Ly $\alpha$  fraction in LBGs can potentially discriminate between models.

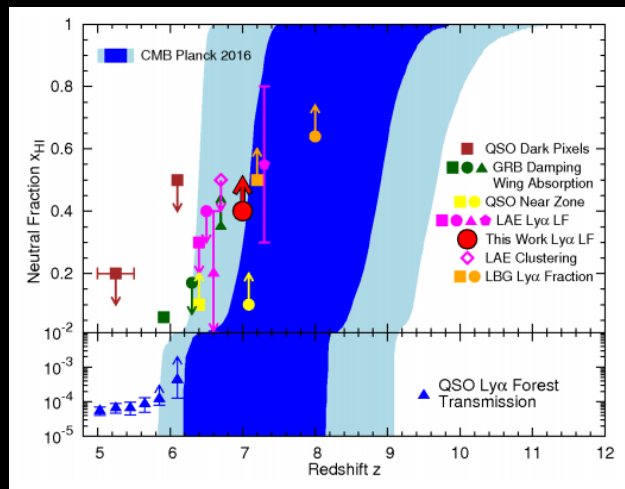


The new  $z=7$  measurements favour slightly a bubble model with  $X_{HI}=0.67$





# The reionization timeline: current results



Still some tension between Planck data and LBGs and LAEs surveys data (to be updated after full analysis of latest results)

Kazuaki+2017

Cosmic reionization history (neutral fraction  $x_{\text{HI}}$  as a function of redshift) constrained by LBGs and LAE surveys using the various probes described before. The blue and light-blue shaded regions show the 68% and 95% allowed intervals of reionization history, respectively, constrained by the redshift-symmetric reionization model and the analysis of the Planck 2016 CMB observations data by Planck Collaboration

Ly $\alpha$  fraction in LBGs  $x_{\text{HI}} > 0.4-0.6$  @  $z=7$   
LAEs LF  $x_{\text{HI}} \leq 0.2$  @  $z=6.5$   
LAEs clustering LF  $x_{\text{HI}} \leq 0.5-0.4$  @  $z=6.5$

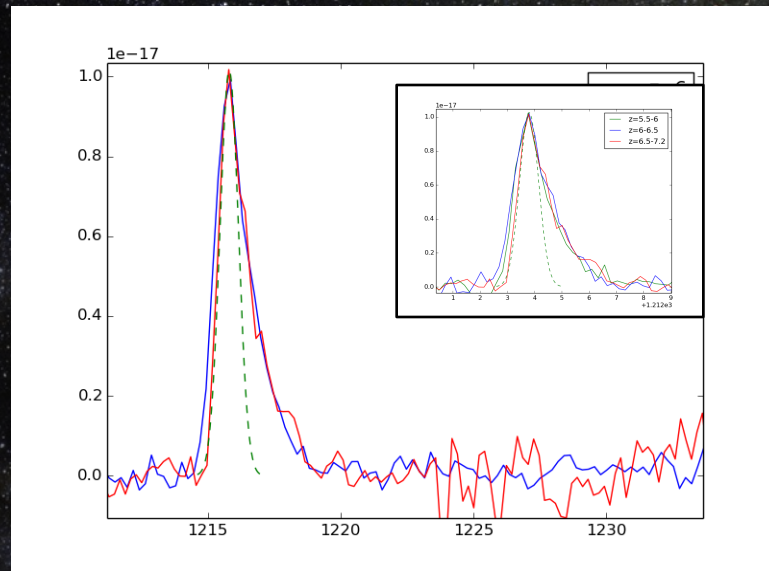


# First constraints on the effect of reionization on Ly $\alpha$ shape

Including previous data with FORS2 observations **taken with the same 600z grism** and using only high quality spectra we produced spectral stacks at  $z=7$  ( $\sim 20$  galaxies) and  $z=6$  ( $\sim 50$  galaxies)



The blue side of the Ly $\alpha$  emission line is completely erased at  $z=7$ , where it is consistent with the instrument profile, while in the lower redshift stack some emission is still present at a significant level. Both stacks have a similar red extended tail.



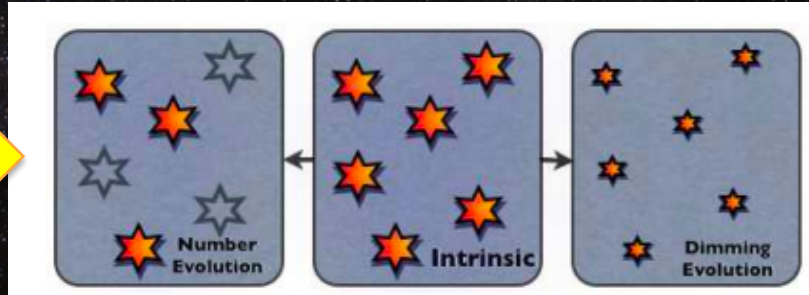
Since the galaxies in the two samples span the same range of  $M_{UV}$  and SFR, the difference in the observed shape of the Ly  $\alpha$  profile might be due to the impact of the IGM (e.g. Laursen+2011).

First time we see a change in the shape of Ly $\alpha$ !



***Constraints on the topology of reionization and sizes of HII regions will come from the spatial distribution of Ly $\alpha$  emitters and the evolution of bright and faint sources***

Patchy reionization  
(number evolution)

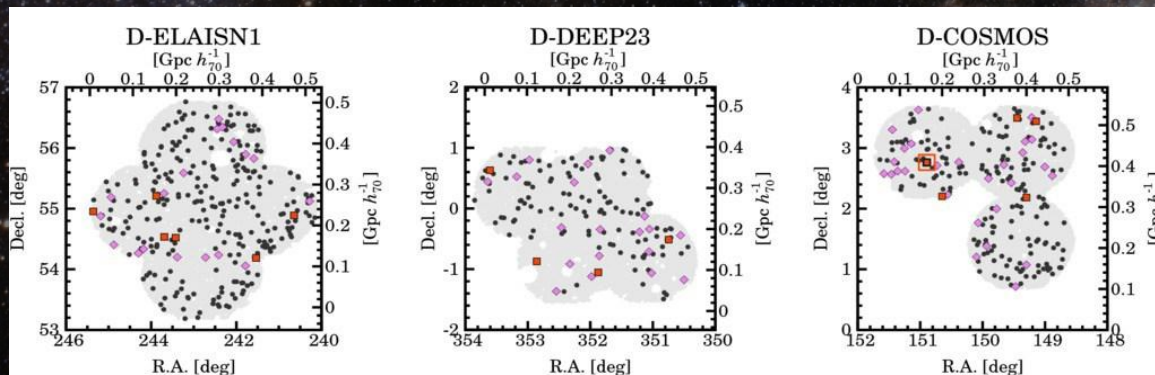


Smooth reionization  
(homogeneous dimming)



***Constraints on the topology of reionization and sizes of HII regions will come from the spatial distribution of Ly $\alpha$  emitters and the evolution of bright and faint source***

e.g. SILVERRUSH the Hyper Suprime-Cam (HSC) Subaru Strategic Program is mapping the distribution of LAE on scales of degrees.



(Ouchi + 2017)

In the future SKA/LAE synergies will provide constraints on the neutral hydrogen fraction from the cross-correlation of the 21cm signal and LAEs density maps (e.g. Hutter + 2018)

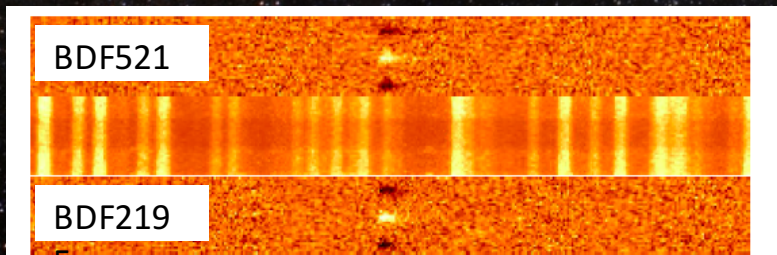

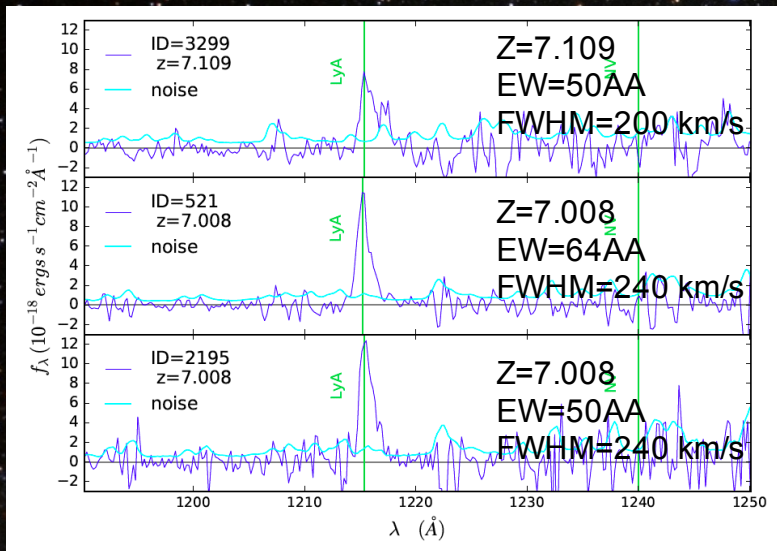


*Constraints on the topology of reionization and sizes of HII regions will come from the spatial distribution of Ly $\alpha$  emitters and the evolution of bright and faint source*

An alternative way are targeted studies of overdense regions: in the our large dataset including previous programs we have identified one such very peculiar region which we followed up with HST imaging and further ***FORS2 observations***



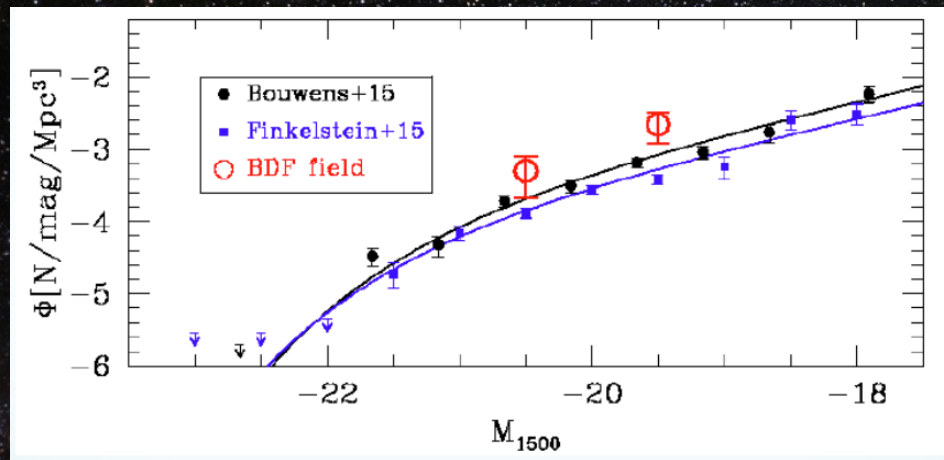
# Evidence of a reionized bubble with high Ly $\alpha$ visibility



We have discovered and confirmed 3 bright Ly $\alpha$  emitters at  $z=7.008, 7.008, 7.109$  within a region of just 2 Mpc.



# Evidence of a reionized bubble with high Ly $\alpha$ visibility



The three emitters sit in an overdensity of galaxies (14 additional galaxies with a photometric redshift consistent with  $z=7$ ) with 3-4 x average LF at  $z\sim 7$ .

★ This is consistent with a positive relation between ionization state and density  $\rightarrow$  INSIDE OUT REIONIZATION SCENARIO (McQuinn+07, Dayal+09).

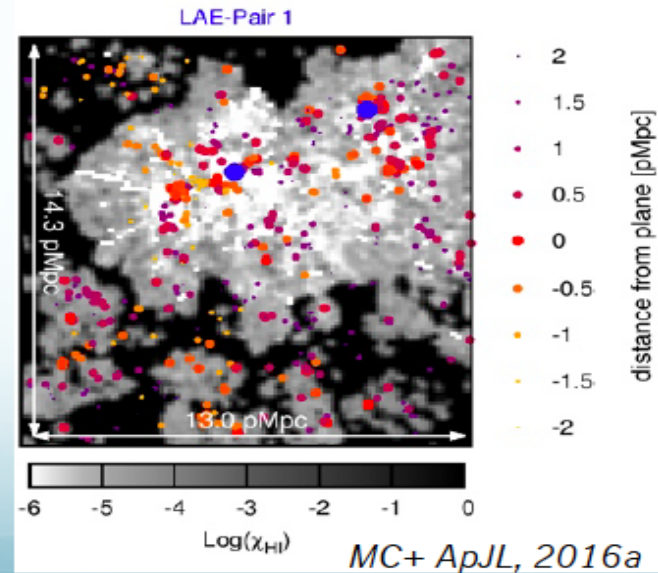
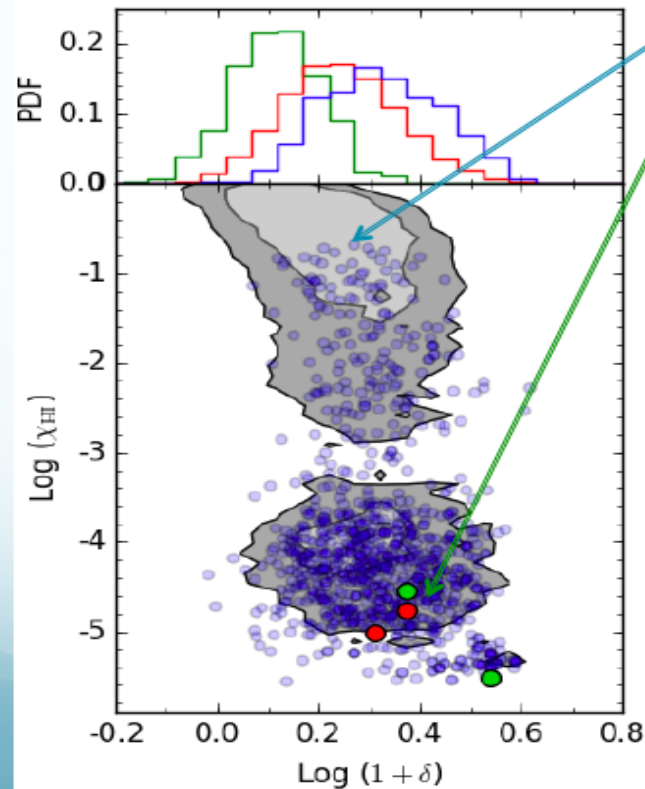
The 14 fainter galaxies must have contributed in reionizing the bubble although they don't show Ly $\alpha$  emission (puzzling!!!)



# Connection between reionization and overdensities

Comparison with SPH model (Hutter+14,+15).

- ✓ Relation between density and HI fraction
- ✓ LAE pairs live in overdense regions with low HI
- ✓ BDF analogs are reionized, overdense bubbles



MC+ ApJL, 2016a



# Key question: did galaxies reionize the Universe?

Ionization rate

$$\dot{n}_{\text{ion}} = f_{\text{esc}} \xi_{\text{ion}} \rho_{\text{UV}}$$

Recombination  
time

$$t_{\text{rec}} = [C_{\text{HII}} \alpha_{\text{B}}(T)(1 + Y_{\text{p}}/4X_{\text{p}})\langle n_{\text{H}} \rangle (1 + z)^3]^{-1}$$

## Three key observables

$\rho_{\text{UV}}$  Integrated UV flux density of high redshift star forming galaxies, especially sensitive to the contribution of fainter galaxies (this is computed by integrating the LF down to  $M_{\text{UV}} = \text{some value}$ )

$\xi_{\text{ion}}$  is the rate of ionizing photons produced by galaxies which is determined by the nature of the stellar populations

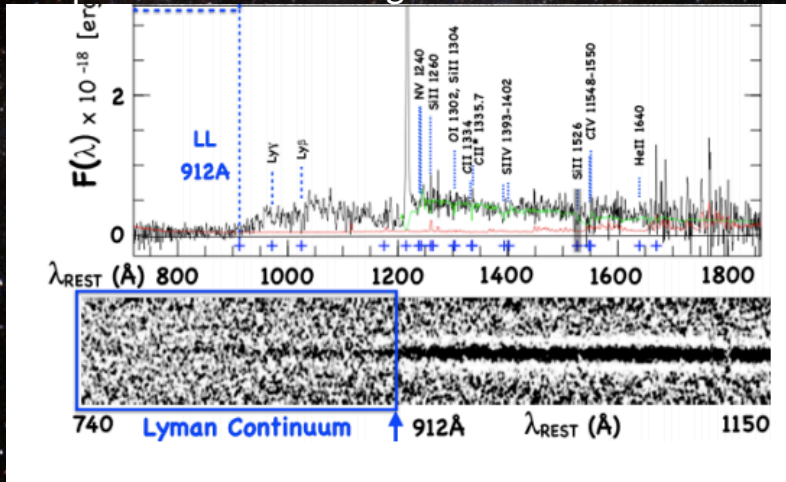
$f_{\text{esc}}$  is the fraction of LyC ionizing photons that escape (on average) from galaxies



# The elusive $f_{\text{esc}}$ parameter

We need to know the average value of  $f_{\text{esc}}$  at  $z=7-10$  (the reionization epoch) but we can only measure it up to  $z=4-4.5$ . Beyond this redshift, the attenuation of the intergalactic medium is too high (Inoue et al. 2014)

Ion 3 at  $z=4.0$  is one of the few galaxies at  $z>3$  with a convincing spectroscopic detection of LyContinuum (Vanzella+18). The spectrum was obtained with the FORS2 blue optimised chip and 14 hours integration



The escape fraction of this galaxy is 0.6 but most of the few confirmed LyC leakers have mainly very low values of  $\sim 0.06-0.20$

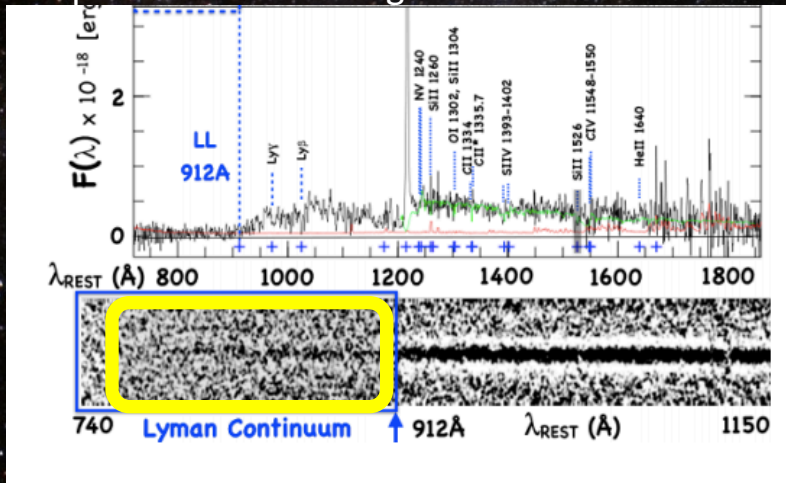
Is this enough for ionization? Or a substantial increase with redshift is needed?



# The elusive $f_{\text{esc}}$ parameter

We need to know the average value of  $f_{\text{esc}}$  at  $z=7-10$  (the reionization epoch) but we can only measure it up to  $z=4-4.5$ . Beyond this redshift, the attenuation of the intergalactic medium is too high (Inoue et al. 2014)

Ion 3 at  $z=4.0$  is one of the few galaxies at  $z>3$  with a convincing spectroscopic detection of LyContinuum (Vanzella+18). The spectrum was obtained with the FORS2 blue optimised chip and 14 hours integration

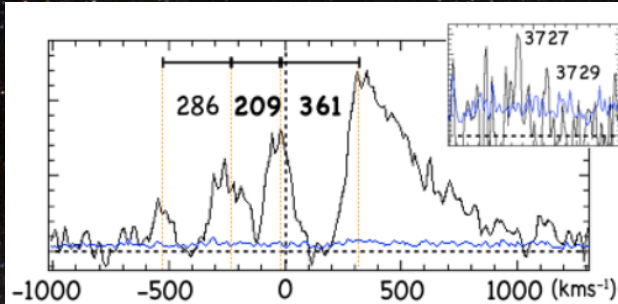


Even for LyC emitters with high escape fraction, the signal is extremely faint, ultra-deep integrations are needed and the best sensitivity in the region 3500-4500 Ang



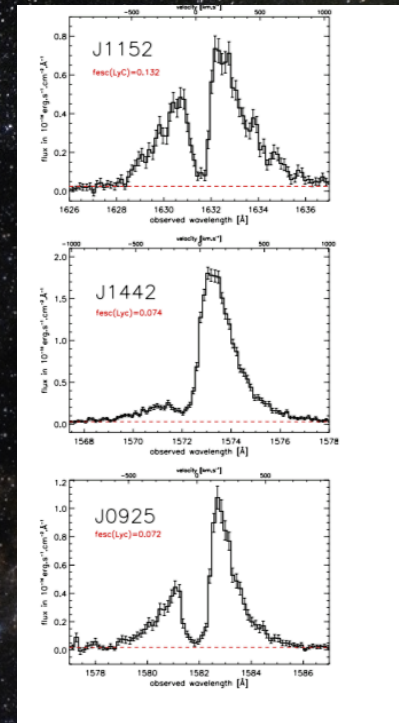
# The elusive $f_{\text{esc}}$ parameter:

The observations of the few solid known LyContinuum emitters have shown that they tend to have a very bright Ly $\alpha$  emission with a peculiar double peaked profile (Verhamme+17, 15, Jaskot&Oey14, Vanzella+18 )



XSHOOTER spectrum of Ion3

This is also supported by theoretical models which predict a tight relation between mechanism that allow the escape of Ly $\alpha$  photons and LyC photons (Dijkstra+16)



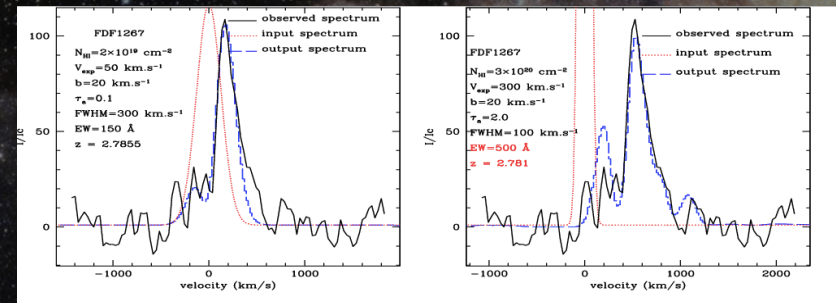
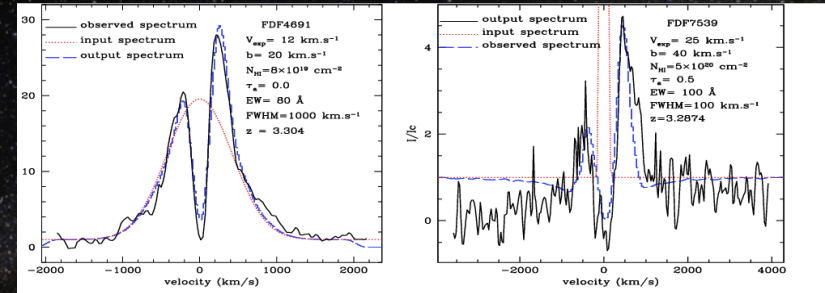
COS spectra of 3 known local LyC emitters ( $f_{\text{esc}} \sim 7-13\%$ ) with bright double peaked Ly $\alpha$  (Verhamme+17)



# The elusive $f_{\text{esc}}$ parameter: what can we do with FORS2

Since it is much easier to detect Ly $\alpha$  than LyContinuum (and it can be done at any redshift ) the profiles of Ly $\alpha$  emitters can become an empirical indirect diagnostics to search more efficiently for LyContinuum emission

The Ly $\alpha$  profiles can be studied in all the range from  $z=2.5$  to  $z=7.2$



Some example of FORS2 spectra of double peaked Ly $\alpha$  emitters at  $z=3$  ( with yet unmeasured LyC emission ) obtained with the Medium resolution grism e (R=2000) Tapken +07



# Can FORS2 still play a relevant role in the next few years to study reionization??

- ✧ We still need to enlarge samples and confirm new sources in the reionization to better constrain models --- MUSE is a great instrument but the detectability of Ly $\alpha$  stops at  $z=6.5$ ...just before the key epoch of interest ☹
- ✧ FORS2 has large enough FOV to explore peculiar over-dense regions where Ly $\alpha$  visibility might be enhanced. The aim is to determine the link between galaxy density and reionization status -- NO other largish facility available @VLT since the VIMOS decommissioning
- ✧ From the analysis of the Ly $\alpha$  profile change during the reionization we can also set constraints on the neutral hydrogen variations-- medium resolution observations ( $R=2000-2200$ ) are already suitable to perform this

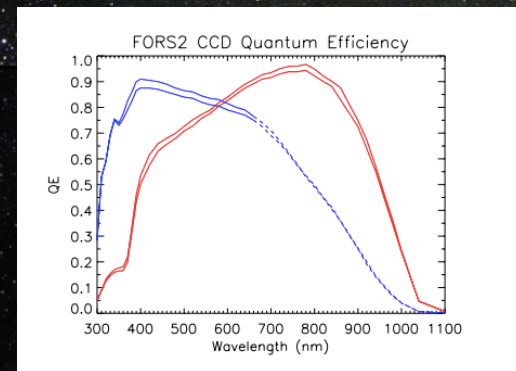


# Can FORS2 still play a relevant role in the next few years to study reionization??

✧ Direct detection of LyC emission in galaxies at  $z=3-4$  -- blue optimised CCD that is currently available only in visitor mode is particularly valuable for this

✧ In the medium resolution mode (R2000) we can study the Ly $\alpha$  profiles of galaxies to set indirect constraint on the LyC escape fraction --- clearly XSHOOTER resolution would be ideal but the MOS capability still makes FORS2 competitive to characterise large samples

✧ FORS2 spectra will still be very valuable even after the advent of MOONS and JWST which will only cover the 6500 Ang and above range.





# Summary and conclusions

- ✧ Current knowledge of the reionization epoch has improved greatly but still there are uncertainties both on the observational and theoretical side
- ✧ Best constrain we have is a  $> 60\%$  neutral IGM at  $z \sim 7$  partially in contrast with Planck results.
- ✧ First evidence of evolution in Ly $\alpha$  shape: blue side erased from  $z \sim 6$  to  $z \sim 7$ .
- ✧ First evidence of a reionized bubble: enhanced Ly $\alpha$  visibility in an overdense region  $\rightarrow$  galaxy density drives reionization
- ✧ We believe galaxies were the main drivers of reionization (i.e. they produced the photons needed) but measuring the escape fraction of these ionizing photons is still hard. The Ly $\alpha$  line is the most promising indirect indicator for LyC escape.