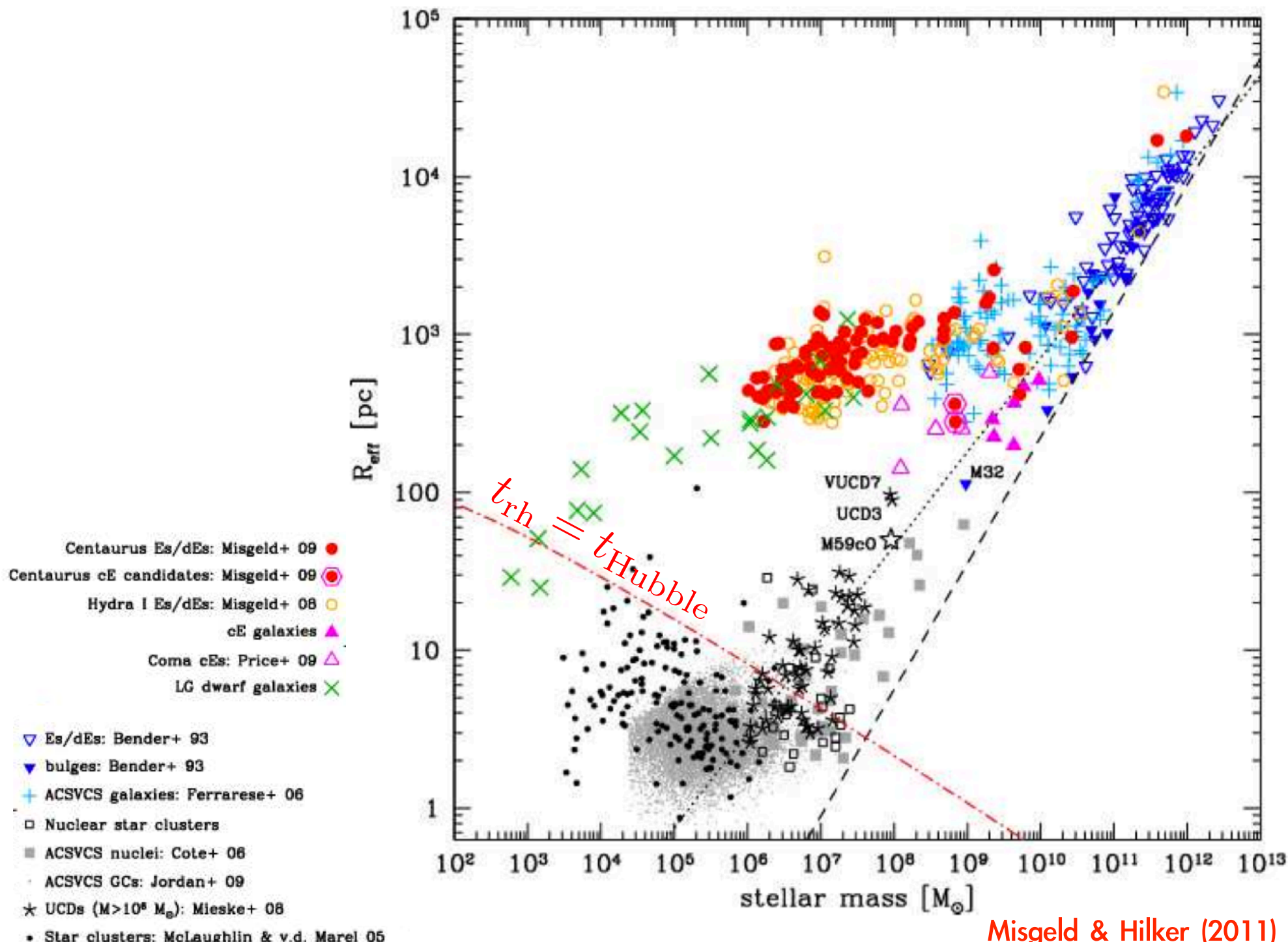


The Mass-Radius Relation of Hot Stellar Systems

Mark Gieles

University Research Fellow (URF) Royal Society
Institute of Astronomy, Cambridge

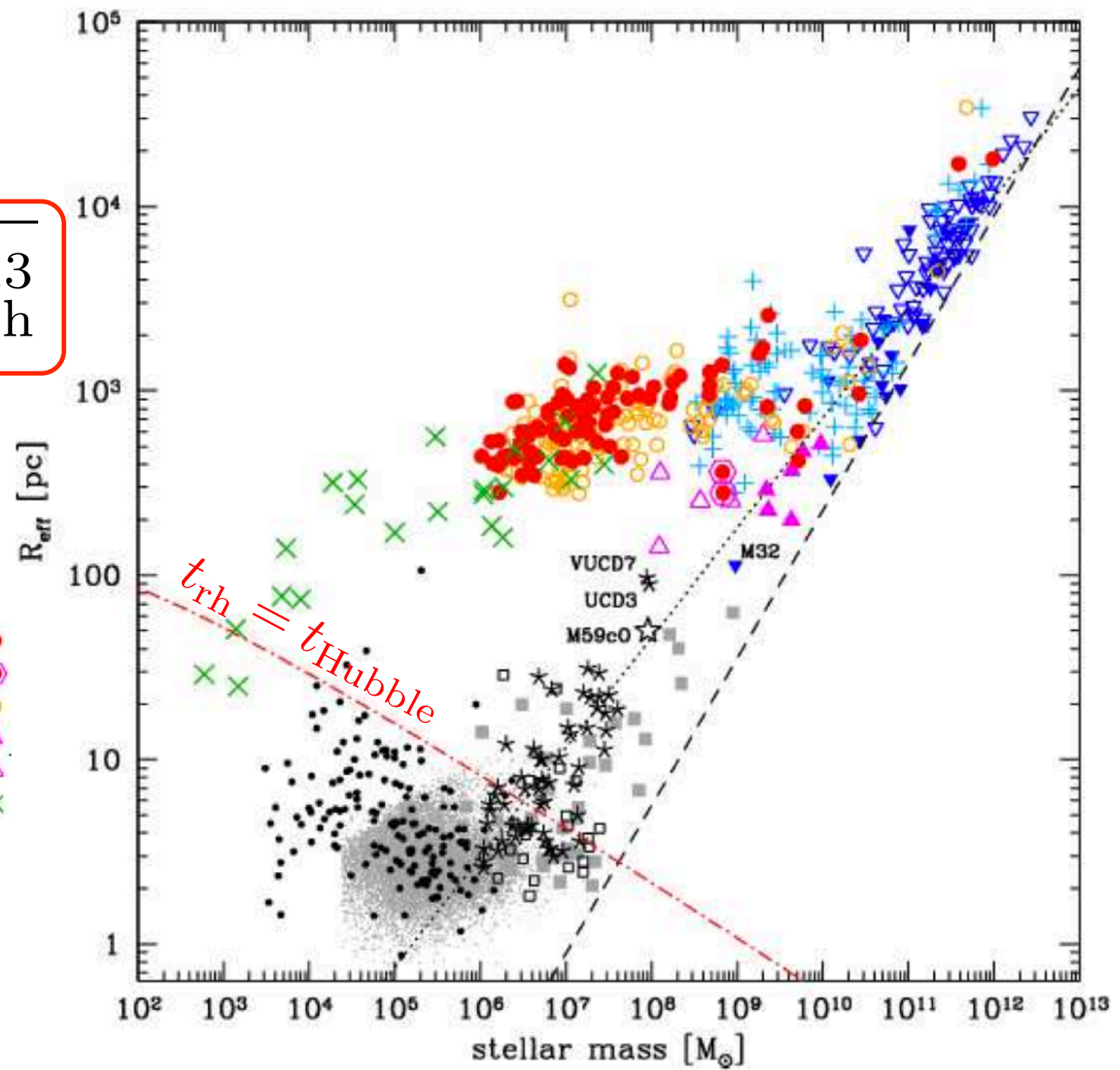
with: Douglas Hoggie (Edinburgh)
Holger Baumgardt (Brisbane)
HongSheng Zhao (St. Andrews)
Henny Lamers (Utrecht)
Poul Alexander (Cambridge)



Misgeld & Hilker (2011)

$$t_{\text{rh}} \propto \sqrt{N r_h^3}$$

- Centaurus Es/dEs: Misgeld+ 09
- Centaurus cE candidates: Misgeld+ 09
- Hydra I Es/dEs: Misgeld+ 08
- cE galaxies
- Coma cEs: Price+ 09
- LG dwarf galaxies
- ▽ Es/dEs: Bender+ 93
- ▽ bulges: Bender+ 93
- + ACSVCS galaxies: Ferrarese+ 06
- Nuclear star clusters
- ACSVCS nuclei: Cote+ 06
- ACSVCS GCs: Jordan+ 09
- ★ UCDs ($M > 10^6 M_\odot$): Mieske+ 08
- Star clusters: McLaughlin & v.d. Marel 05



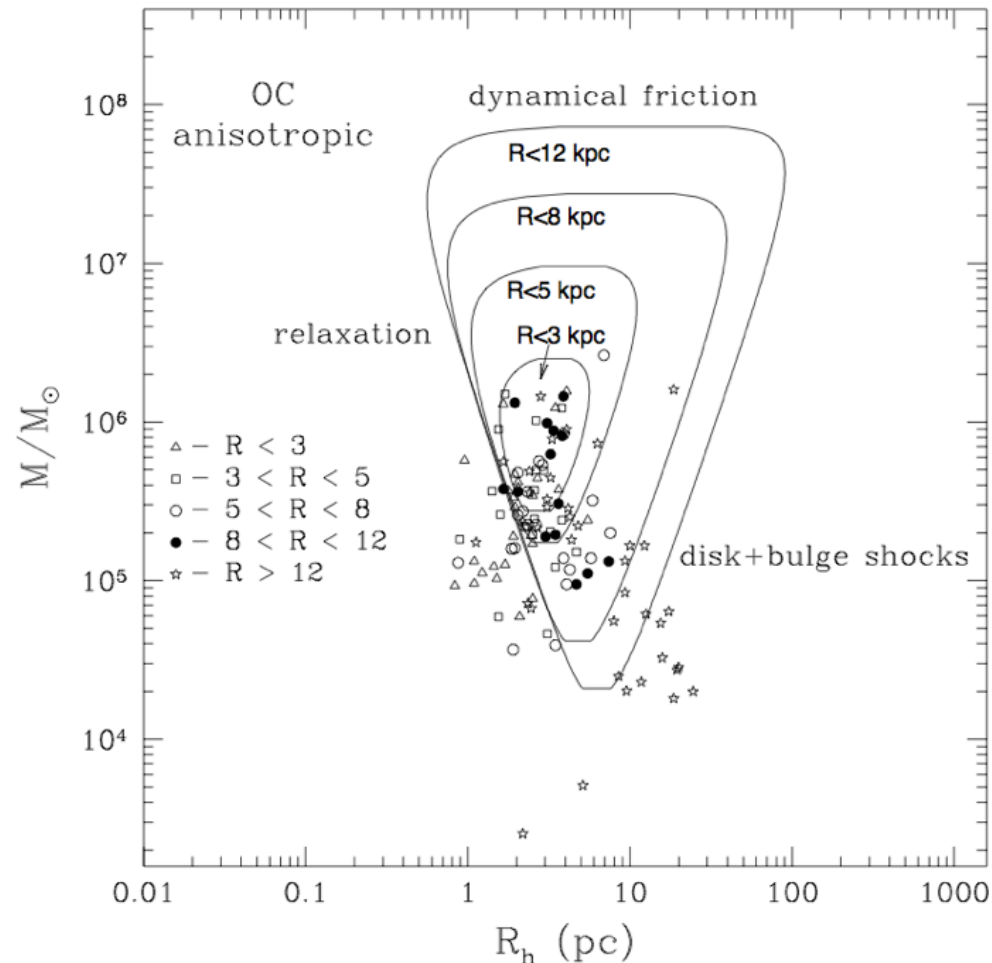
Misgeld & Hilker (2011)

One interpretation: preferential survival

According to the calculations reported in § 3.1,

$$t_{\text{ev}} \sim 30t_{\text{rh}},$$

where t_{rh} is the half-mass relaxation time (eq. [5]).



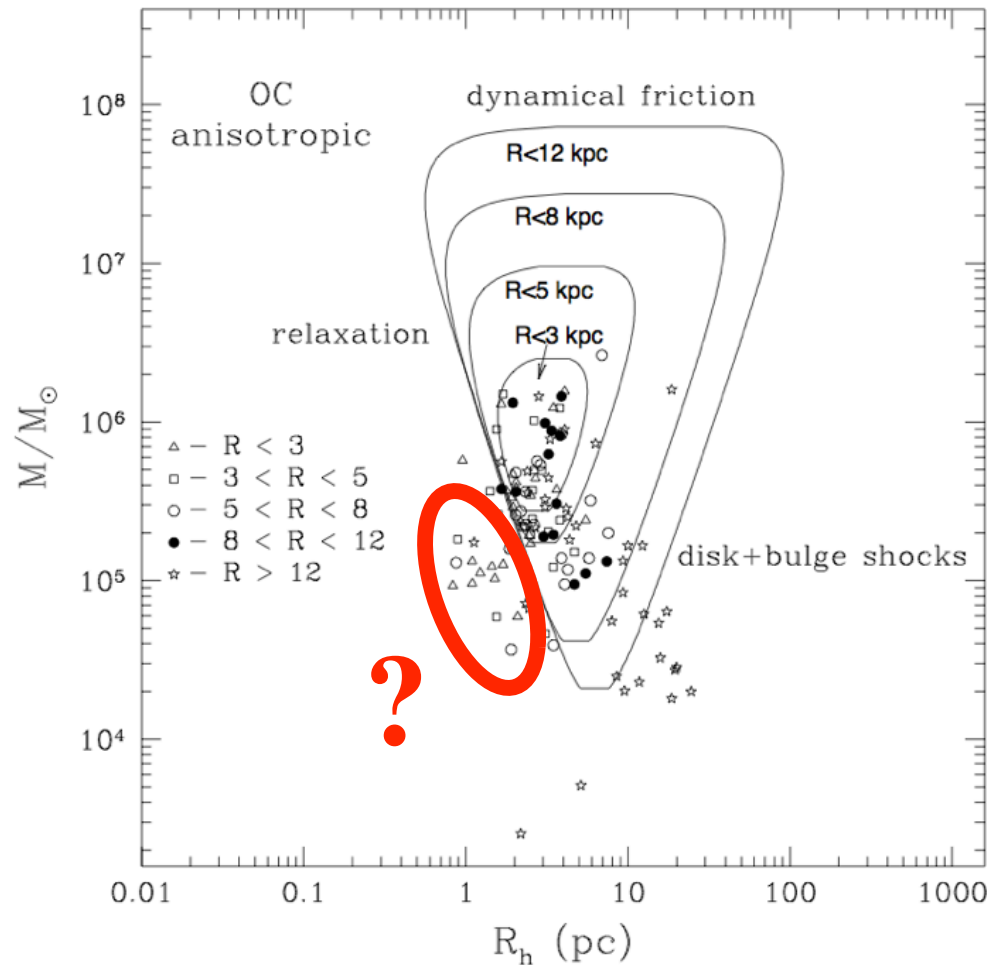
Gnedin & Ostriker (1997) also: Fall & Rees (1977)

One interpretation: preferential survival

According to the calculations reported in § 3.1,

$$t_{\text{ev}} \sim 30t_{\text{rh}},$$

where t_{rh} is the half-mass relaxation time (eq. [5]).



Gnedin & Ostriker (1997) also: Fall & Rees (1977)

Modelling of Star Clusters anno 2011

(the “Kitchen Sink” approach)

- Realistic number of stars
 - $N \sim 10^5$ in direct N -body codes (Aarseth, Baumgardt, Hurley, Mackey, Makino, Portegies Zwart)
 - $N \sim 10^6$ in Monte Carlo codes (Fregeau, Giersz, Heggie, Rasio)
- Realistic stellar mass spectrum
 - $0.1 < m/M_{\odot} < 100$
 - Salpeter, Kroupa, etc.
- Primordial binary population (Hurley, Ivanova, Kroupa)
- Stellar evolution prescription (Giersz, Hurley, Portegies Zwart, Tout)
- Special treatment of binary interaction (Church, Hurley)
- Stellar collisions (Lombardi, Gaburov)
- External tidal fields
 - Circular orbits
 - Eccentric orbits
 - Disc, bulge + halo components (Dehnen, Heggie, Vesperini)
 - Triaxial potentials (Peñarrubia, Walker & Gilmore 2010)
 - Chaotic time-dependent tides (Kruijssen, Renaud)

Modelling of Star Clusters anno 2011

(the “Kitchen Sink” approach)

everything but the kitchen sink (*uncountable*)

1. (*idiomatic*) Almost everything, whether needed or not.

*She must have brought **everything but the kitchen sink** along on the trip, and how she lifted her suitcase, I do not know.*

- $0.1 < m/M_{\odot} < 100$
- Salpeter, Kroupa, etc.
- Primordial binary population (Hurley, Ivanova, Kroupa)
- Stellar evolution prescription (Giersz, Hurley, Portegies Zwart, Tout)
- Special treatment of binary interaction (Church, Hurley)
- Stellar collisions (Lombardi, Gaburov)
- External tidal fields
 - Circular orbits
 - Eccentric orbits
 - Disc, bulge + halo components (Dehnen, Heggie, Vesperini)
 - Triaxial potentials (Peñarrubia, Walker & Gilmore 2010)
 - Chaotic time-dependent tides (Kruijssen, Renaud)

Modelling of Star Clusters anno 1965

(the “one-step-at-a-time” approach)

- *N*-body simulations
 - $N \sim 10-100$ (Aarseth, Von Hörner)
 - all stars the same mass
 - no tidal field
- Theory: evolve the distribution function (Hénon)
 - Velocity distribution is isotropic
 - All stars have the same mass
 - Stars do not evolve
 - No binaries
 - No tides, or a point-mass galaxy (circular orbit, of course)

Modelling of Star Clusters anno 1965

(the “one-step-at-a-time” approach)

(or: the “our-IBM-704-is-a-40k-flop-machine” approach)

- *N*-body simulations
 - $N \sim 10-100$ (Aarseth, Von Hörner)
 - all stars the same mass
 - no tidal field
- Theory: evolve the distribution function (Hénon)
 - Velocity distribution is isotropic
 - All stars have the same mass
 - Stars do not evolve
 - No binaries
 - No tides, or a point-mass galaxy (circular orbit, of course)

Modelling of Star Clusters anno 1965

(the “one-step-at-a-time” approach)

(or: the “our-IBM-704-is-a-40k-flop-machine” approach)

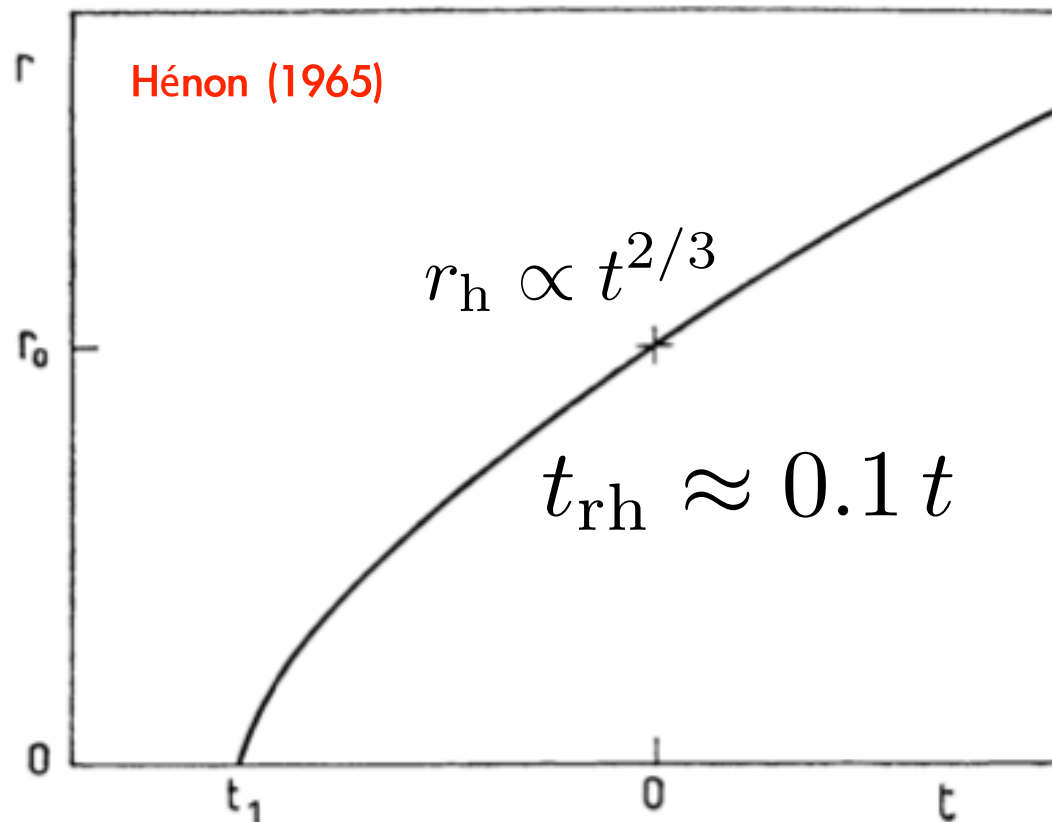


FIG. 3. — Modèle homologique isolé : évolution des dimensions.

Modelling of Star Clusters anno 1965

(the “one-step-at-a-time” approach)

(or: the “our-IBM-704-is-a-40k-flop-machine” approach)

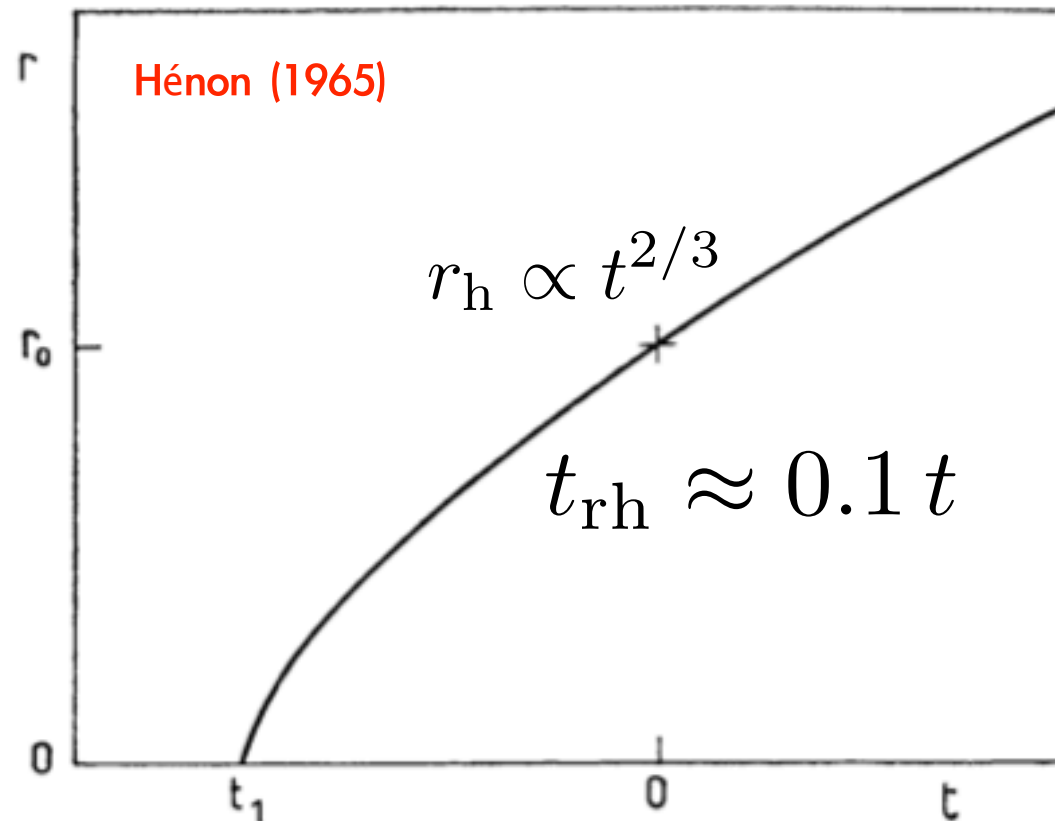


FIG. 3. — Modèle homologique isolé: évolution des dimensions.

ADVERTISEMENT: The 2 seminal papers on star cluster evolution by Michel Hénon (1961, 1965) are now translated into English by Florent Renaud and are on [arXiv:1103.3498/9](https://arxiv.org/abs/1103.3498), for FREE

Modelling of Star Clusters “Retro” Style

ret•ro ¹ |'retrō|

adjective

imitative of a style, fashion, or design from the recent past : *retro 60s fashions*.

- Direct N -body integrations
- Isolated star clusters (i.e. no tides)
- No primordial binaries
- All stars the same mass
- Plummer density distribution

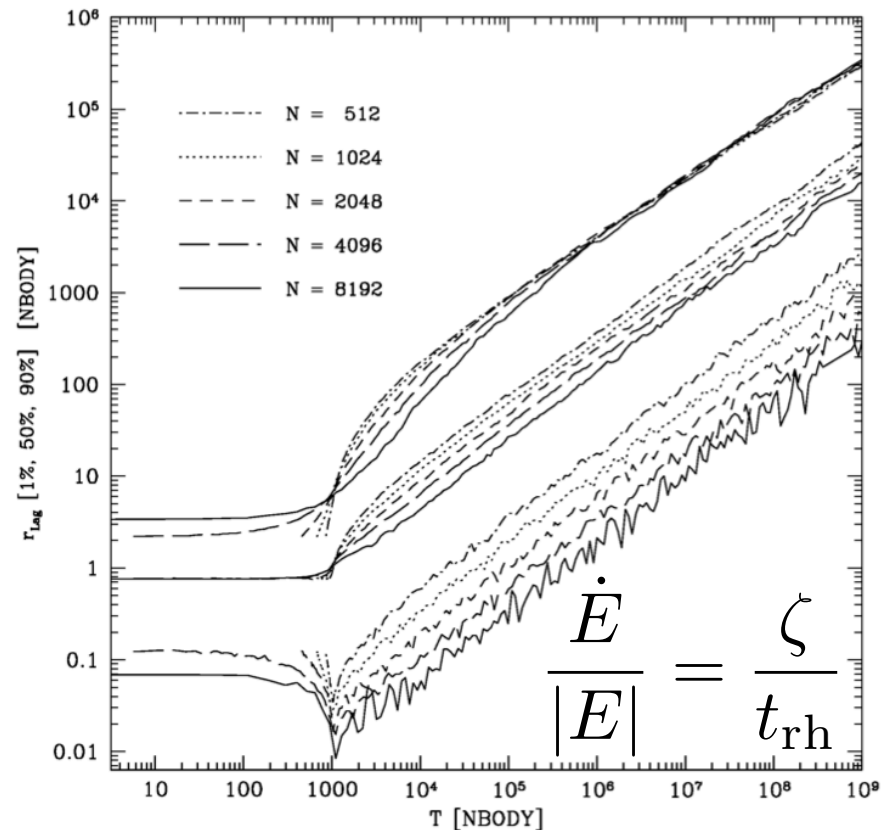


Figure 2. Evolution of the Lagrangian radii for clusters with different initial particle numbers. Times are shifted such that all clusters go into core collapse at the same time. Low- N clusters expand quicker after core collapse, and because of this faster expansion their relaxation times reach those of high- N clusters. After 10^5 N -body time-units, all clusters do therefore expand with the same rate.

Baumgardt et al. (2002)

Modelling of Star Clusters “Retro” Style

ret•ro ¹ |'retrō|

adjective

imitative of a style, fashion, or design from the recent past : *retro 60s fashions*.

- Direct N -body integrations
- Isolated star clusters (i.e. no tides)
- No primordial binaries
- All stars the same mass
- Plummer density distribution

iDial iPhone Retro

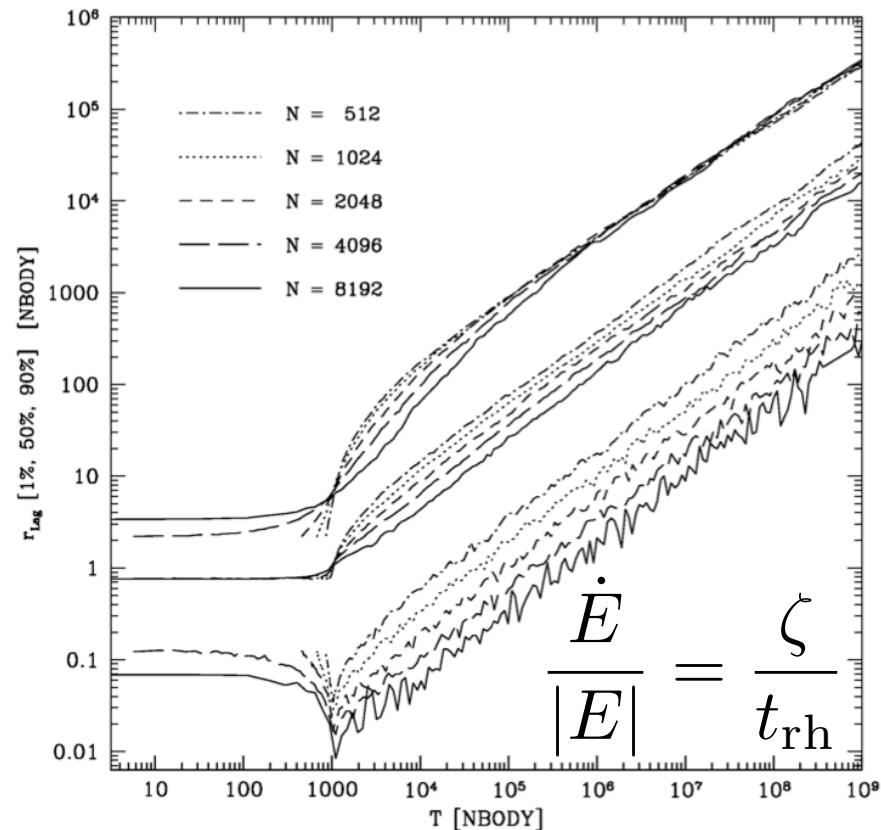


Figure 2. Evolution of the Lagrangian radii for clusters with different initial particle numbers. Times are shifted such that all clusters go into core collapse at the same time. Low- N clusters expand quicker after core collapse, and because of this faster expansion their relaxation times reach those of high- N clusters. After 10^5 N -body time-units, all clusters do therefore expand with the same rate.

Baumgardt et al. (2002)

Hénon



The detailed mechanism for the transfer of energy from the source to the rest of the system must now be specified. We take the view that *the rate of flow of the energy is controlled by the system as a whole, not by the singularity.* To justify this assumption,

Hénon (1975)

Hénon



The detailed mechanism for the transfer of energy from the source to the rest of the system must now be specified. We take the view that *the rate of flow of the energy is controlled by the system as a whole, not by the singularity.* To justify this assumption,

Hénon (1975)

i.e. rate of energy production, \dot{E} , is self-regulative!

Hénon



Eddington



Like in stars!

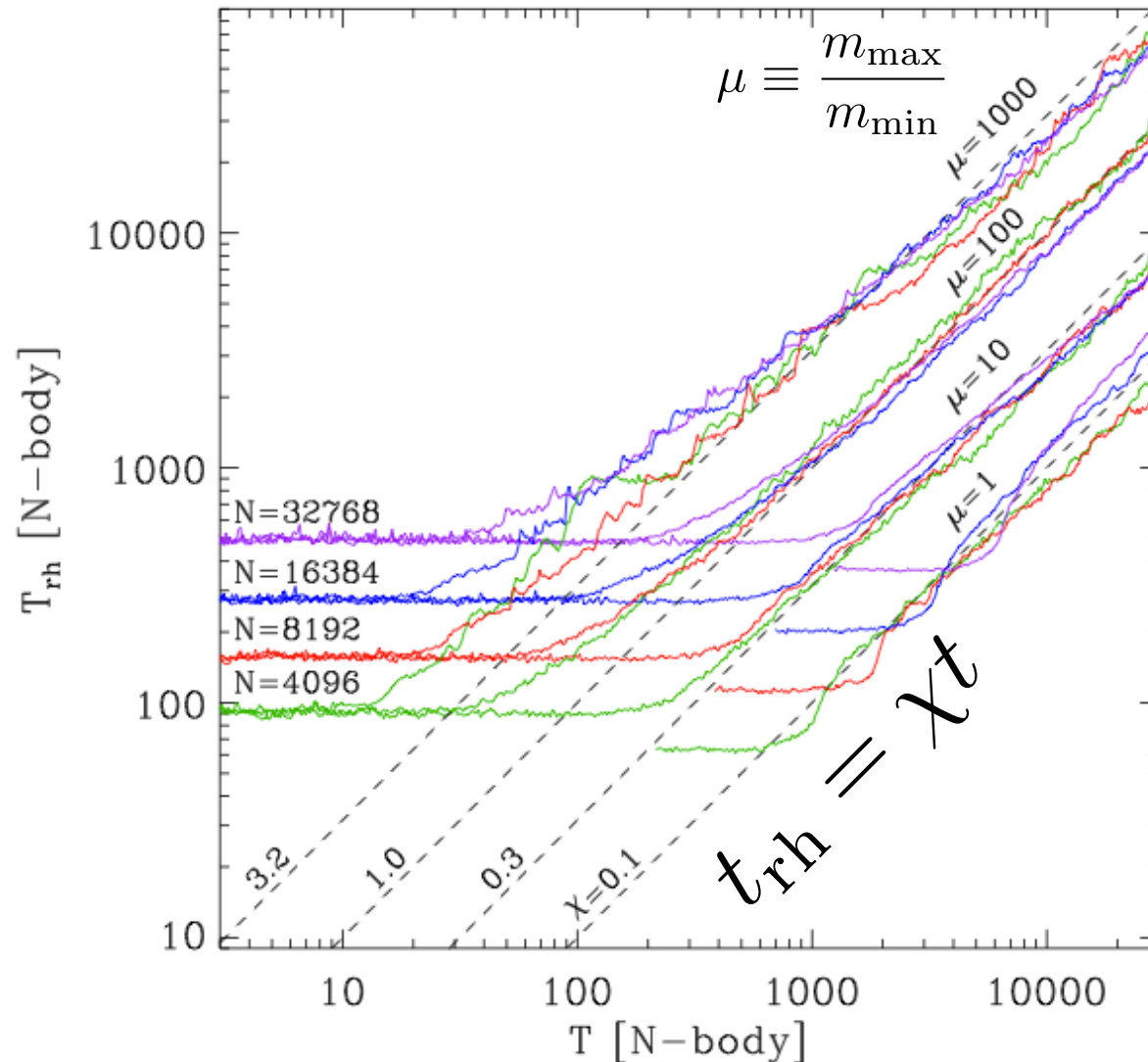
Eddington's chief addition was to show that radiation pressure was necessary to prevent collapse of the sphere. He developed his model despite knowingly lacking firm foundations for understanding opacity and energy generation in the stellar interior. However, his results allowed for calculation of temperature, density and pressure at all points inside a star, and

The detailed mechanism for the transfer of energy from the source to the rest of the system must now be specified. We take the view that *the rate of flow of the energy is controlled by the system as a whole, not by the singularity.* To justify this assumption,

Hénon (1975)

i.e. rate of energy production, \dot{E} , is self-regulative!

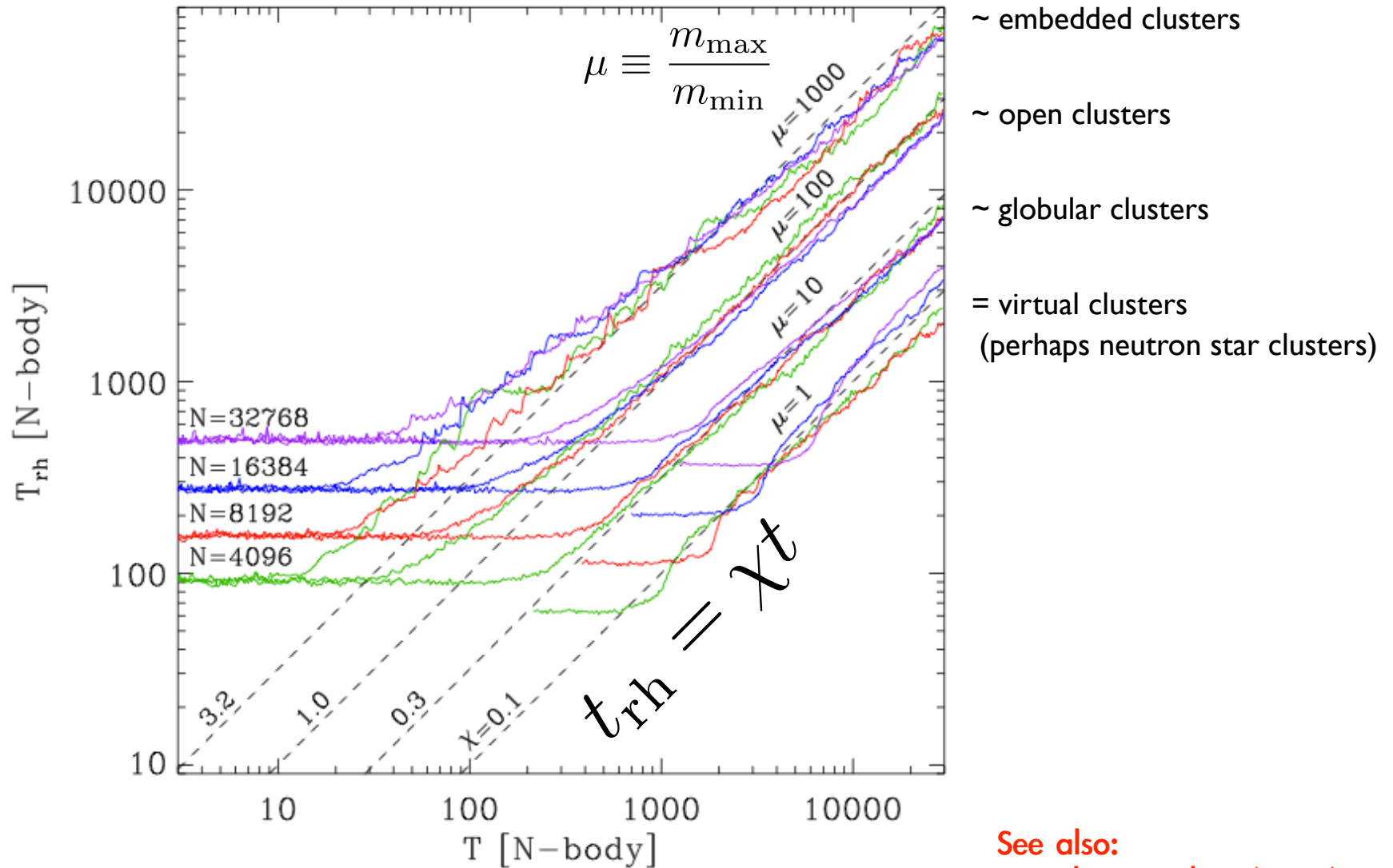
Adding a stellar mass spectrum



Gieles, Baumgardt, Heggie & Lamers (2010)

See also:
Inagaki & Saslaw (1985)
Lee & Goodman (1995)

Adding a stellar mass spectrum



Gieles, Baumgardt, Heggie & Lamers (2010)

See also:
 Inagaki & Saslaw (1985)
 Lee & Goodman (1995)

Adding stellar evolution

- Changing stellar mass function : $\mu(t)$
- Decreasing total mass : $M(t) \propto t^{-\delta}$
- Increasing energy : $\frac{dE}{E} = x \frac{dM}{M}$

Adding stellar evolution

- Changing stellar mass function : $\mu(t)$
- Decreasing total mass : $M(t) \propto t^{-\delta}$
- Increasing energy : $\frac{dE}{E} = x \frac{dM}{M}$



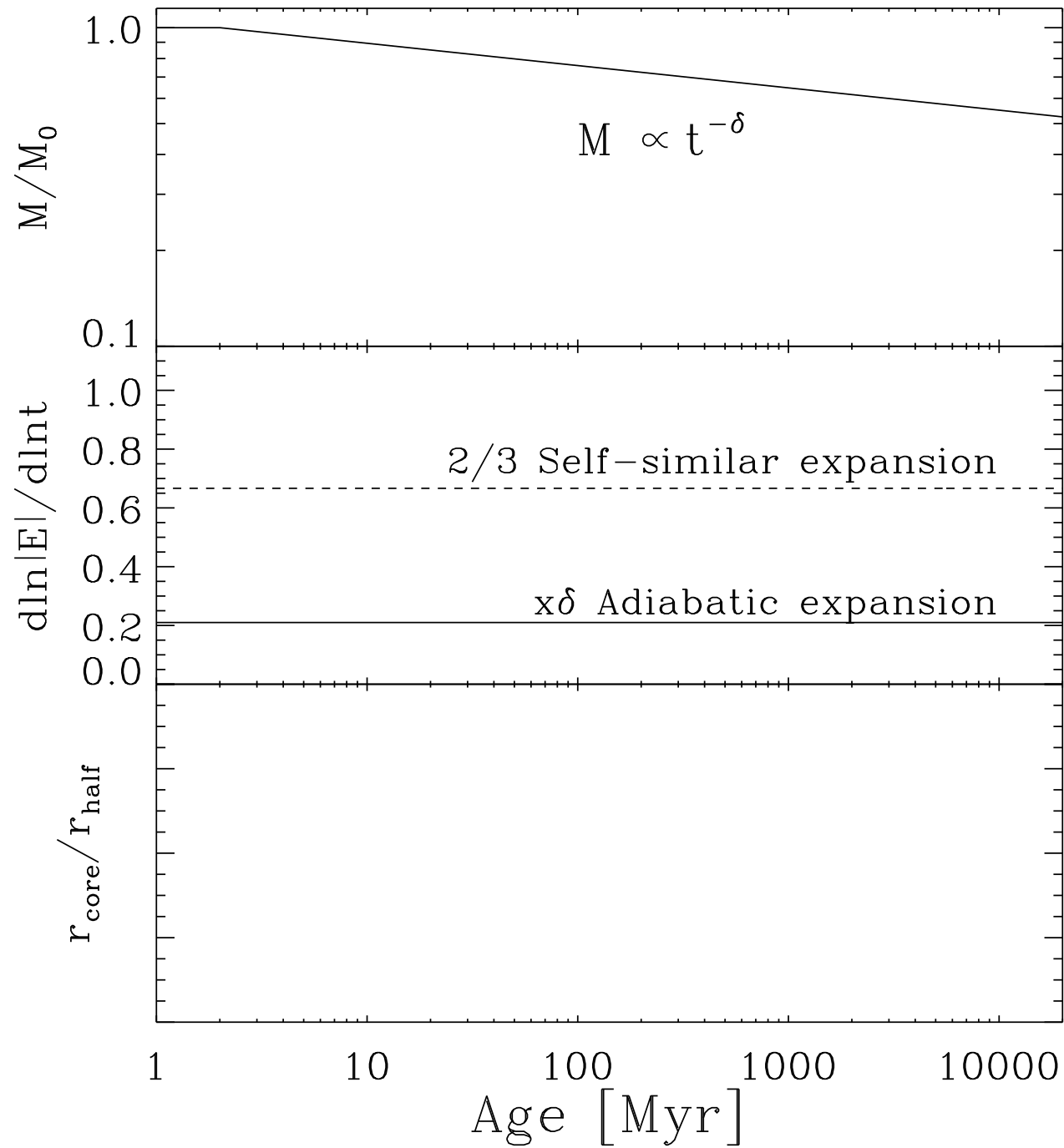
$x = 3$ for homologous mass loss + adiabatic expansion $\left(E \propto -\frac{M^2}{r_h} ; r_h \propto \frac{1}{M} \right)$
 $x > 3$ for mass loss from the centre

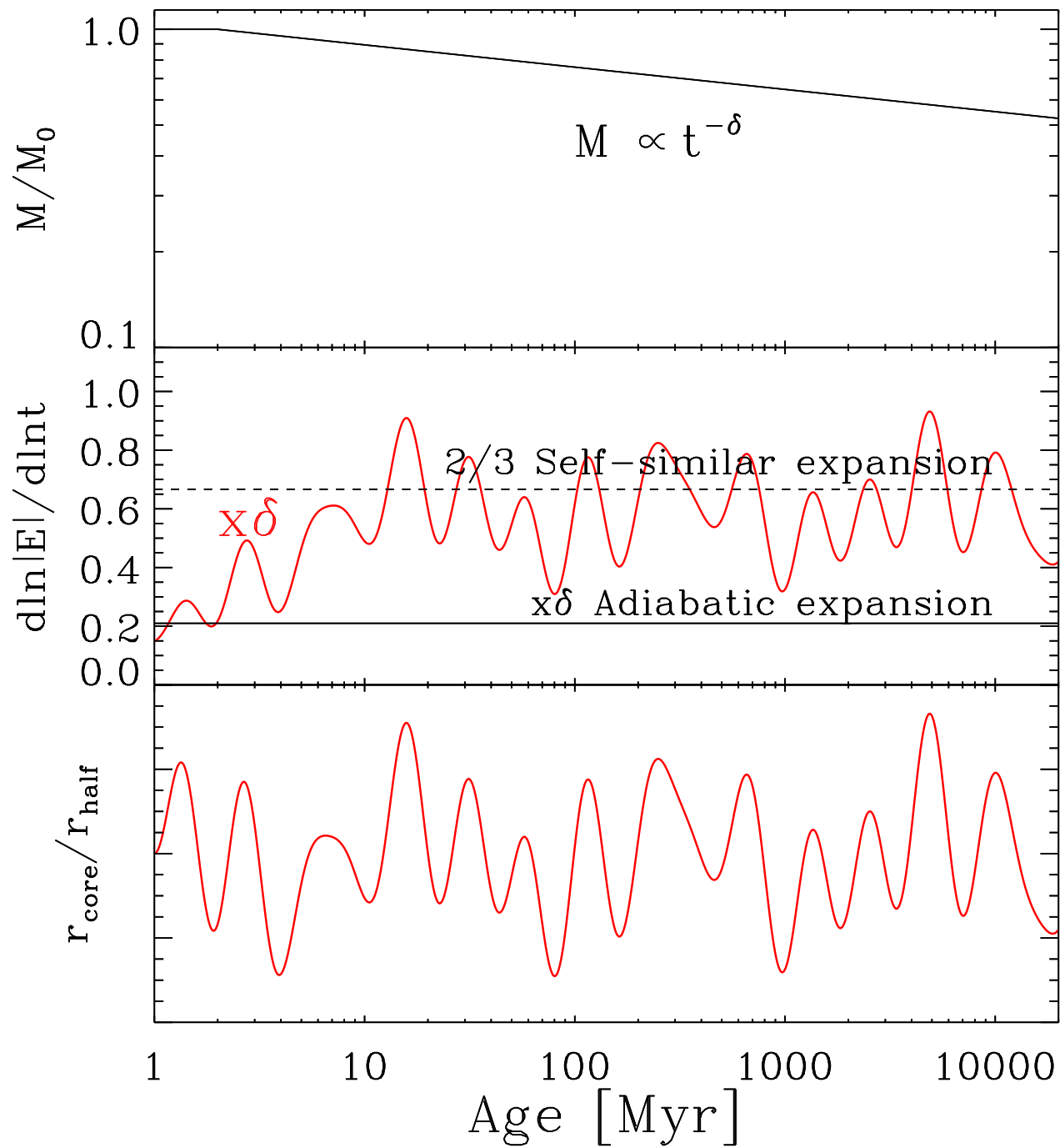
Adding stellar evolution

- Changing stellar mass function : $\mu(t)$
- Decreasing total mass : $M(t) \propto t^{-\delta}$
- Increasing energy : $\frac{dE}{E} = x \frac{dM}{M}$

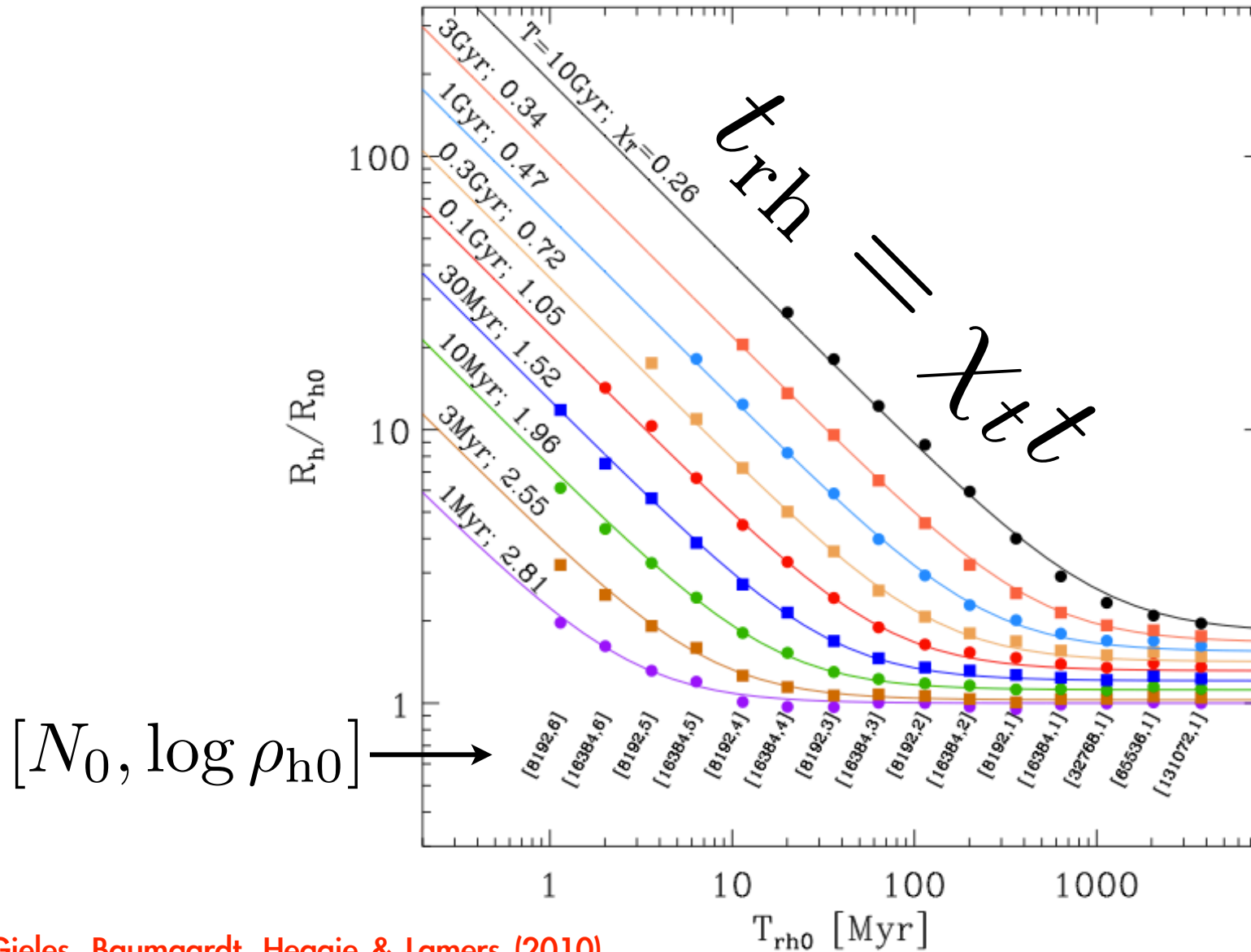


$x = 3$ for homologous mass loss + adiabatic expansion $\left(E \propto -\frac{M^2}{r_h} ; r_h \propto \frac{1}{M} \right)$
 $x > 3$ for mass loss from the centre

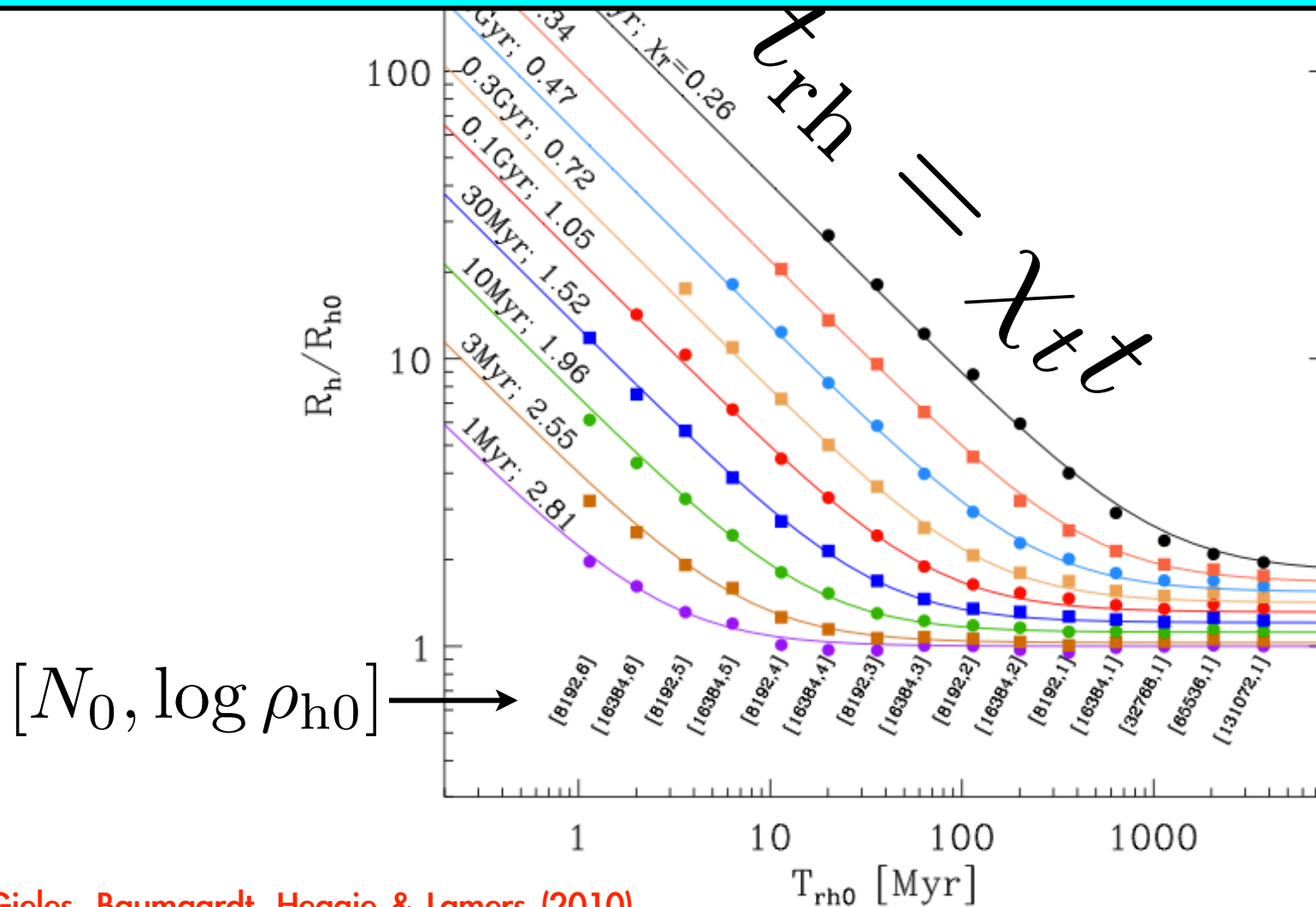


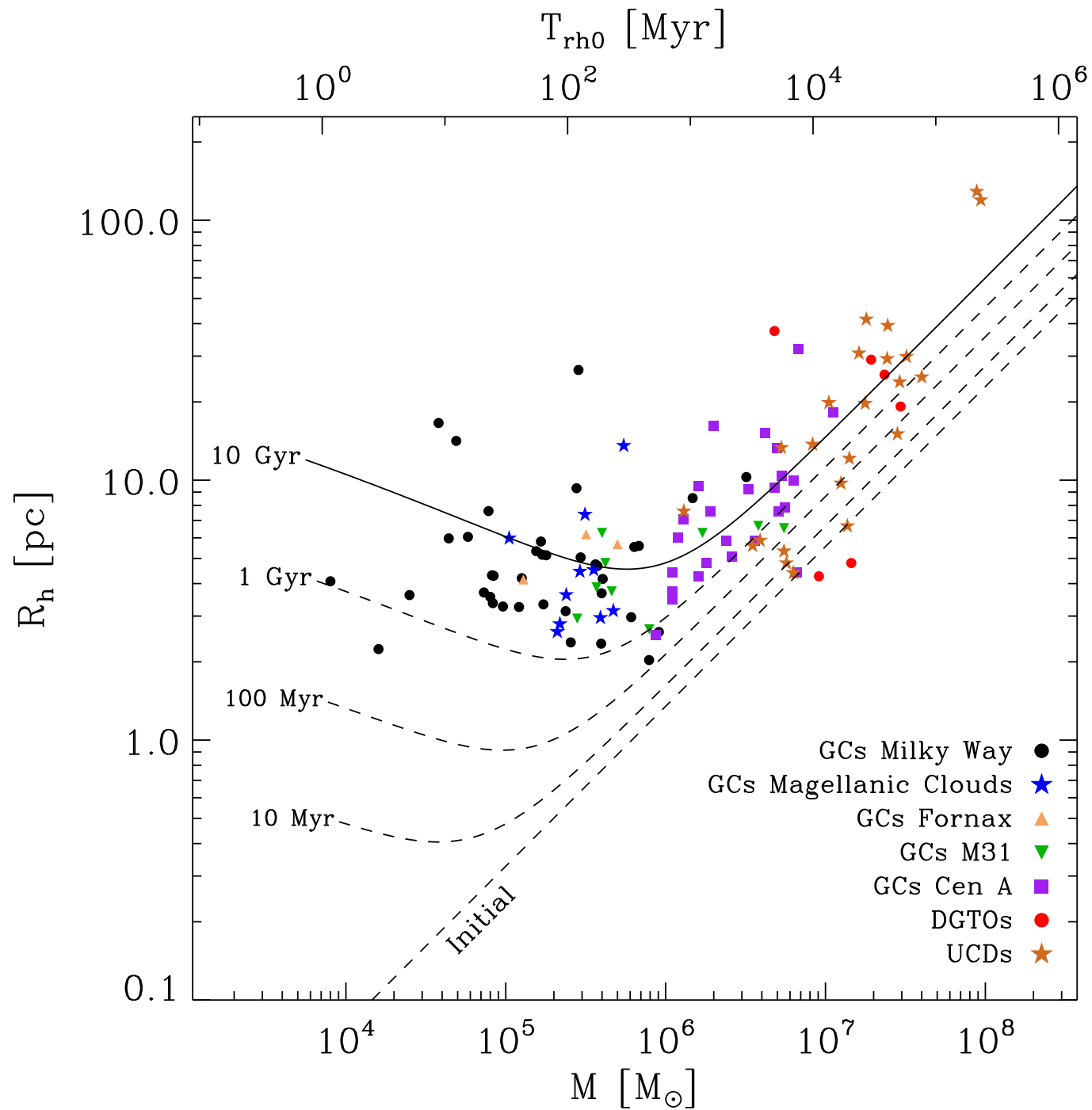


N-body models with stellar evolution w/o tides

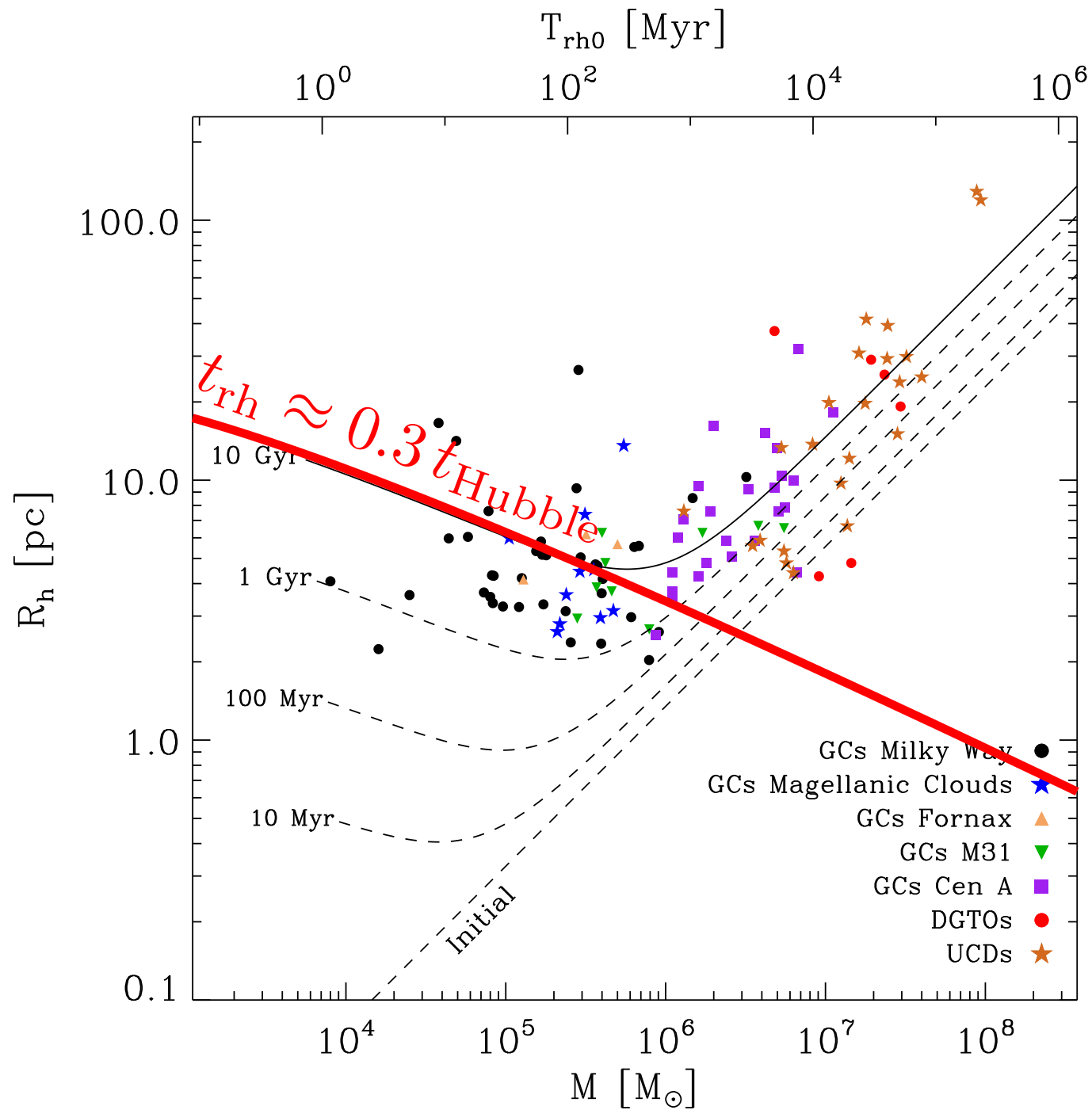


There is a **balance** between \dot{E} due to stellar evolution and the relaxation driven flux of energy

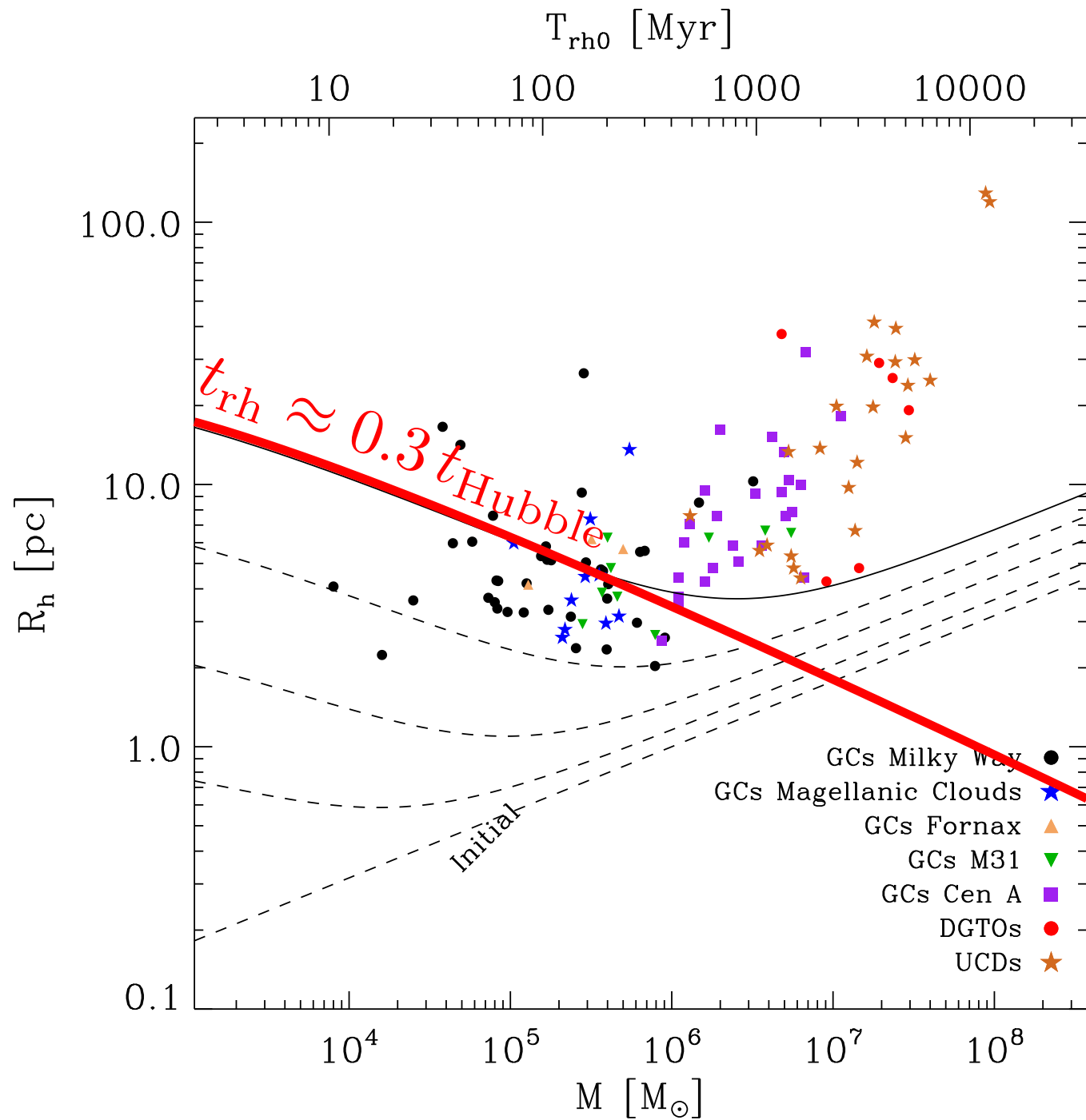




Gieles, Baumgardt, Heggie & Lamers (2010)



Gieles, Baumgardt, Heggie & Lamers (2010)

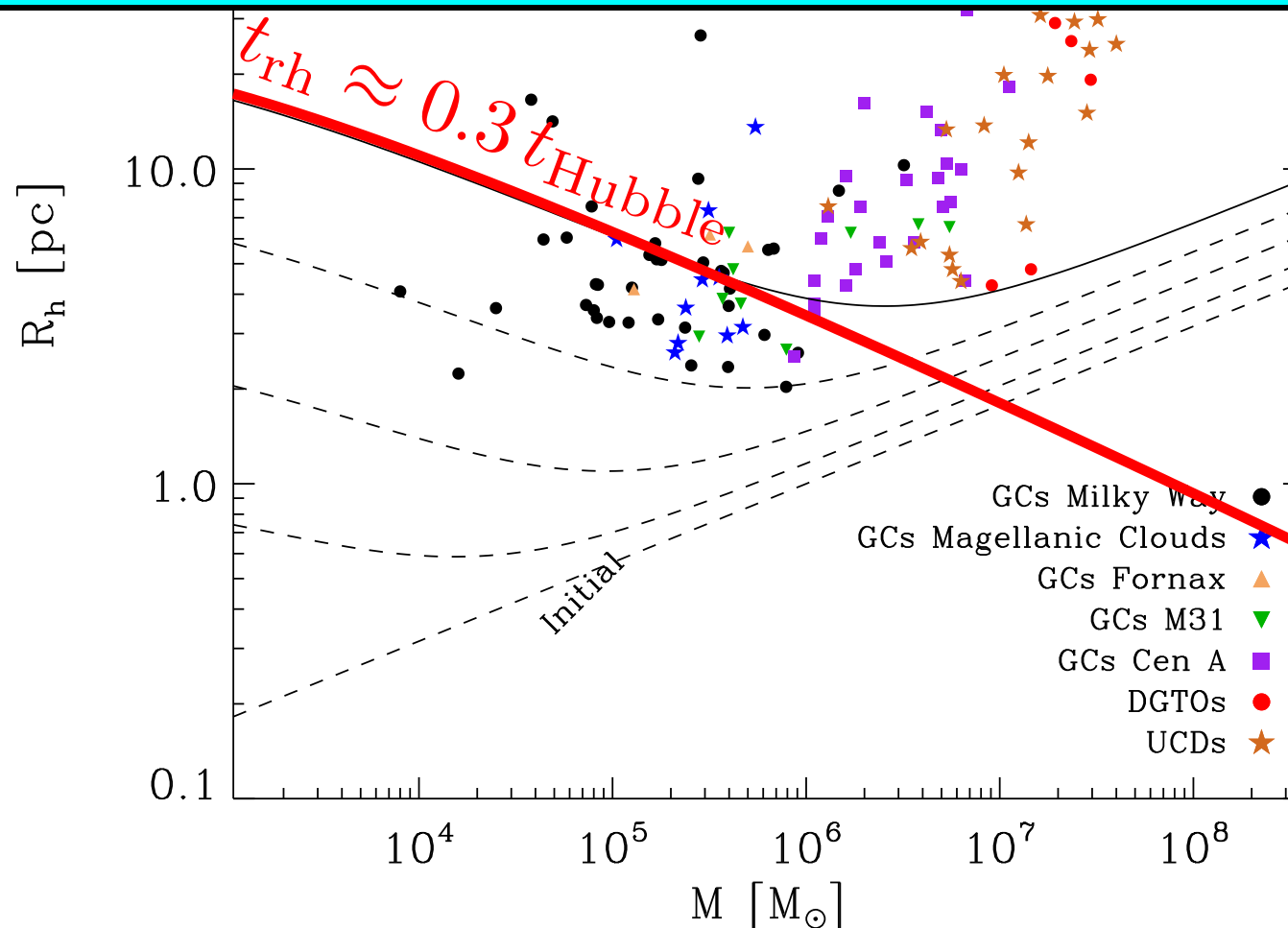


Gieles, Baumgardt, Heggie & Lamers (2010)

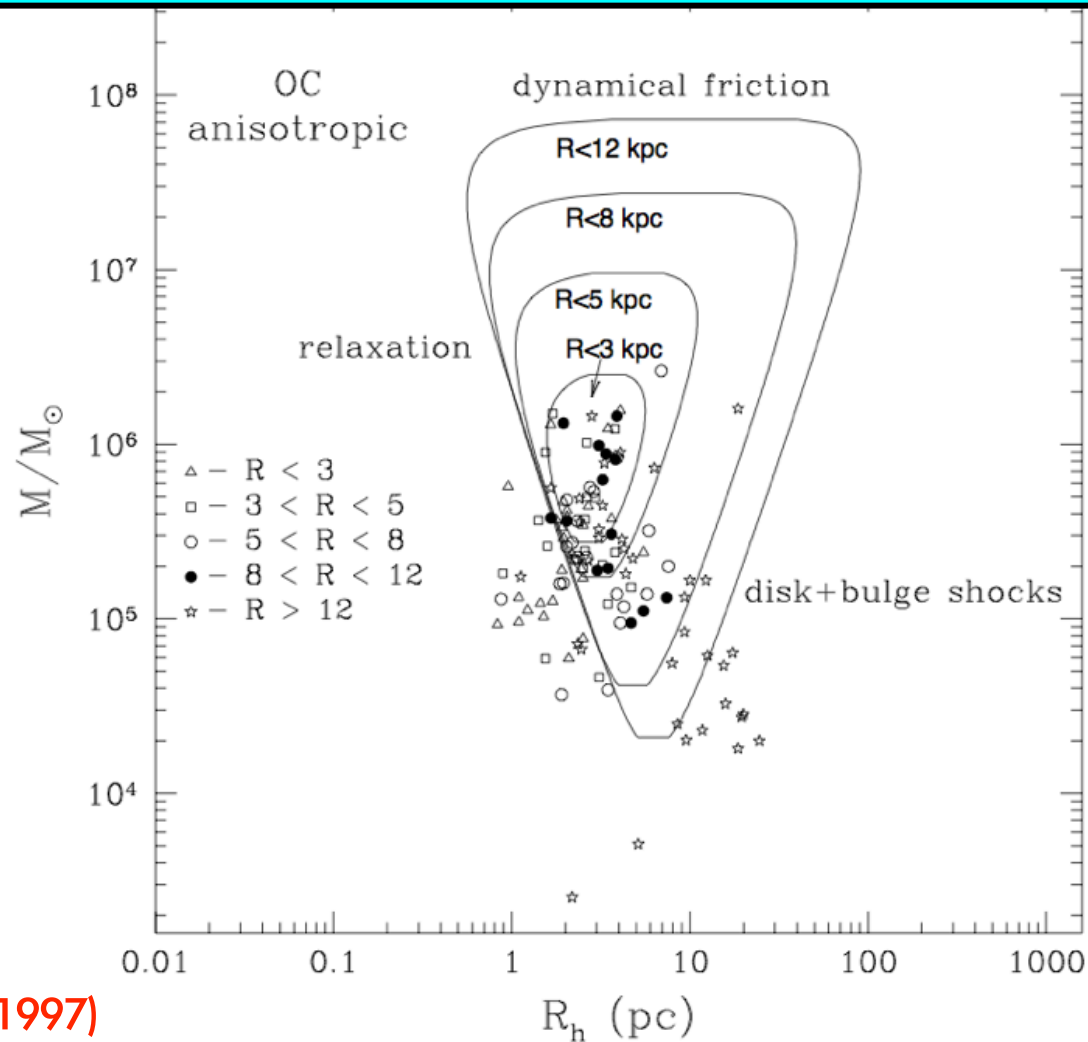
T_{rh0} [Myr]

10 100 1000 10000

Evolution of most globular clusters is **balanced**
and their M - r_h relation is unaffected by tides

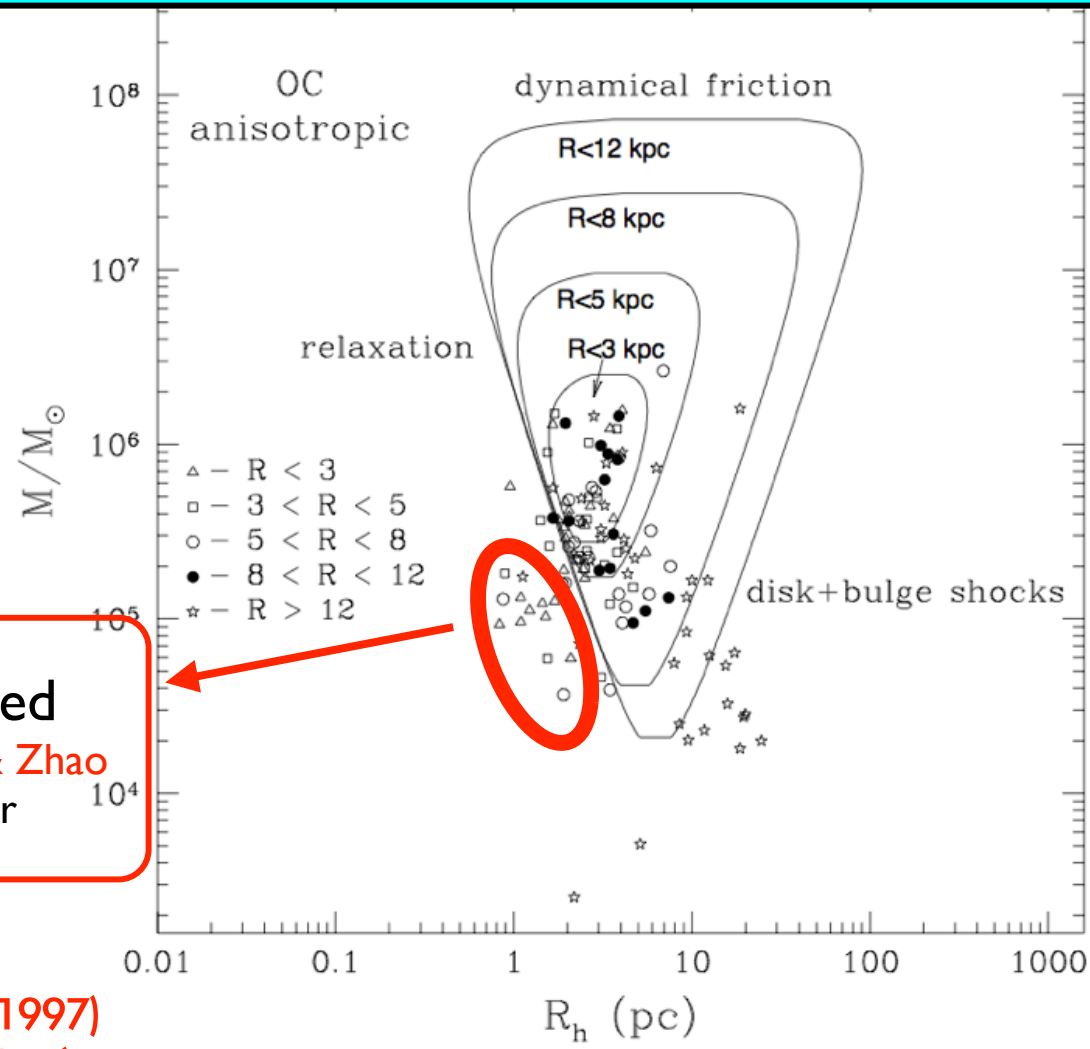


Alignment with lines of constant t_{rh} because of **expansion**
not evaporation



Gnedin & Ostriker (1997)
also: Fall & Rees (1977)

Alignment with lines of constant t_{rh} because of **expansion**
not evaporation



Tidally affected
see Gieles, Heggie & Zhao
(2011) + poster

Gnedin & Ostriker (1997)
also: Fall & Rees (1977)

Summary

- Most globular clusters evolve with a central energy source that is in **balance** with the amount of energy that is conducted outwards by relaxation
- Stellar evolution is an important, perhaps dominant, energy source for 2-body relaxation
- Most Milky Way globular clusters are still expanding to their tidal boundary: alignment with lines of constant relaxation time:

$$r_h \propto M^{-1/3} \text{ or } M \propto \rho_h^{1/2}$$