

# Stellar parameters of PNe Old fashioned or trendy?

Michaela Kraus

Astronomical Institute, Utrecht University

# Overview

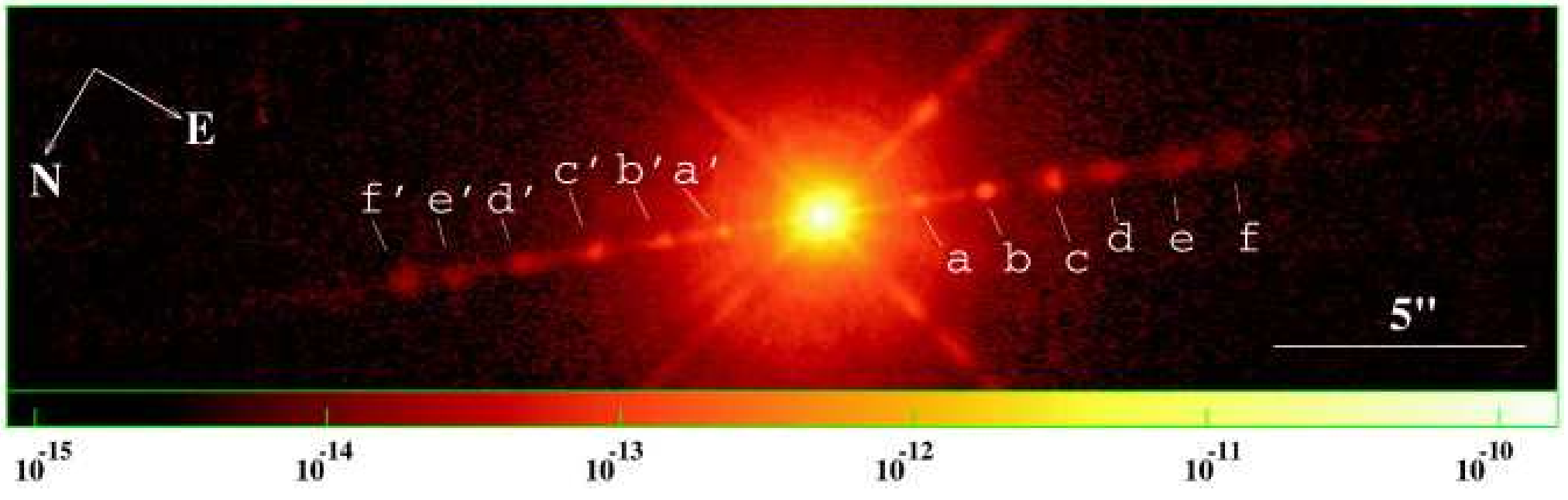
- Motivation
- Hen 2-90
- Determination of stellar parameters
- Results
- Conclusions & Outlook

# Motivation


- Study of B[e] stars: Subclass compact planetary nebulae
- In particular: Hen 2-90
- Aim: investigating the mass loss history of the central star
- Stellar parameters: taken from literature
- Assumptions for derivation of the stellar parameters:
  - \* spherical symmetry
  - \* constant electron density

# Hen 2-90

HST observations (from Sahai & Nyman 2000)



# HST observations (from Sahai et al. 2002)



Spherically symmetric?? constant density??

# Determination of the stellar parameters

We make use of 2 different models which have the following assumptions in common:

- spherically symmetric fully ionized nebula or wind
- constant electron temperature fixed at 10 000 K
- all optical emission lines are optically thin
- Hydrogen follows case B recombination

# The constant density nebula model (CDNM)

Additional assumptions:

- constant electron density
- star is a point source

# The spherical wind model (SWM)

Additional assumptions:

- mass loss rate defines radial density distribution which can be parametrized as

$$(1) \quad N_e(r) = N_e(R_*) \frac{R_*^2}{r^2}$$

# Set of model observations

Line	$\lambda$ [Å]	observed line luminosities
H $_{\alpha}$	6563	$2.10 \times 10^{-11}$ erg s $^{-1}$ cm $^{-2}$
H $_{\beta}$	4861	$1.80 \times 10^{-12}$ erg s $^{-1}$ cm $^{-2}$
[SII]	6731	$6.75 \times 10^{-13}$ erg s $^{-1}$ cm $^{-2}$
[SII]	6716	$3.00 \times 10^{-13}$ erg s $^{-1}$ cm $^{-2}$
continuum	4861	$2.50 \times 10^{-15}$ erg s $^{-1}$ cm $^{-2}$ Å $^{-1}$



# Results

## 1. Effective temperature

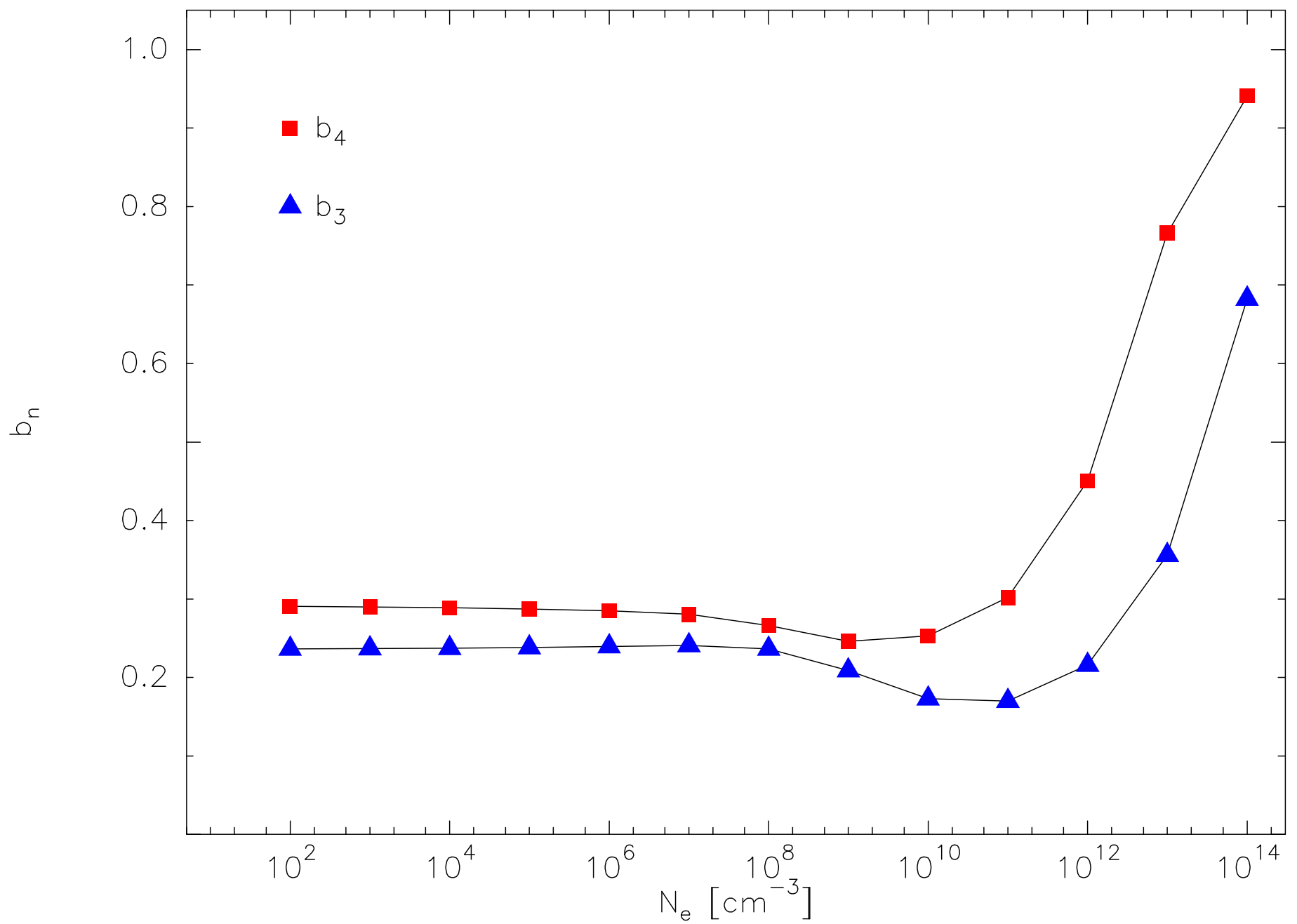
- **Method used:** Zanstra temperature for H

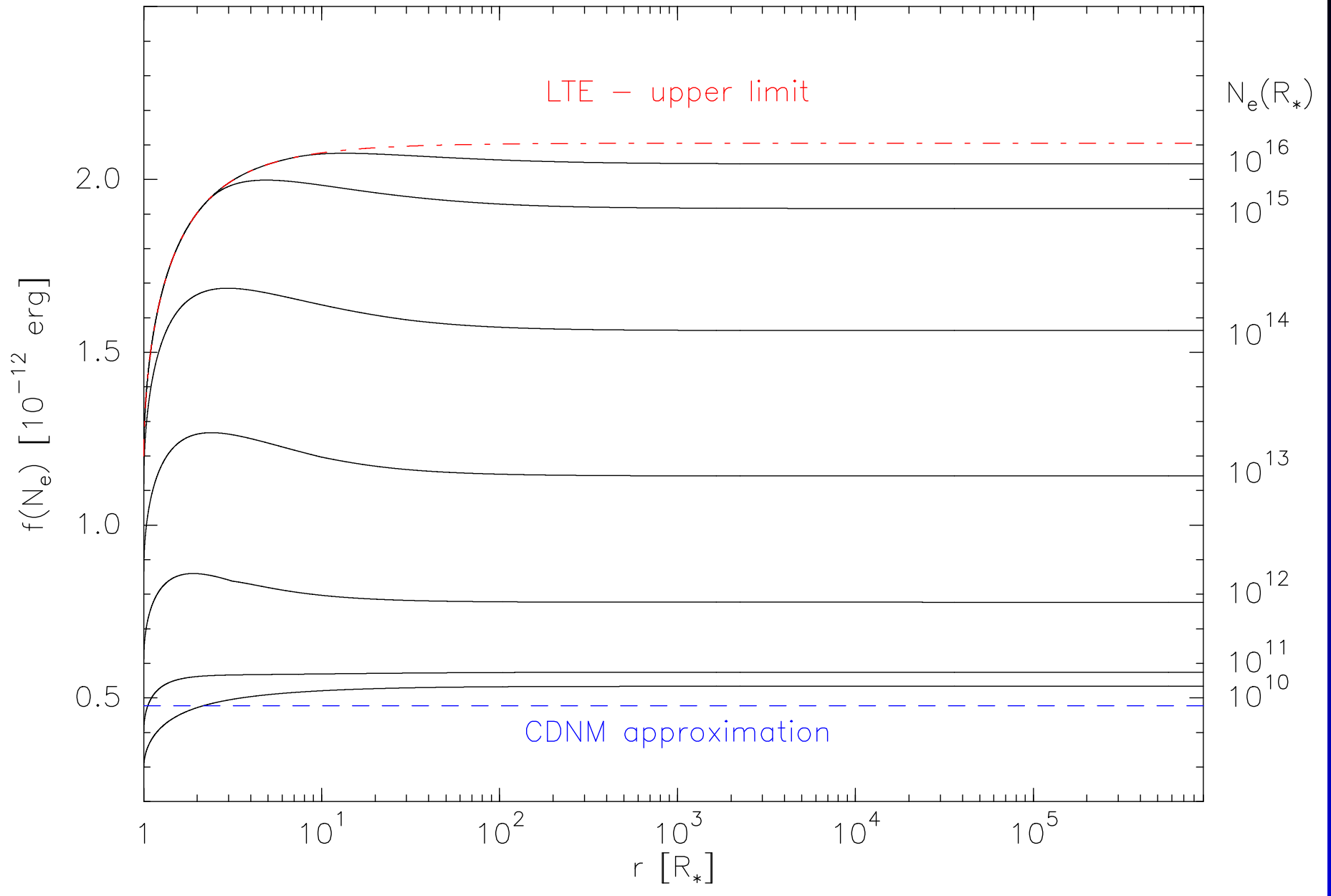
$$(2) \quad f(T_{\text{eff}}) = \frac{L_{\nu}}{\int_{\nu_0}^{\infty} \frac{L_{\nu}}{h\nu} d\nu} = h\nu_{\text{H}\beta} \frac{F_{\nu}^{\text{obs}}}{F_{\text{H}\beta}^{\text{obs}}} f(N_e)$$

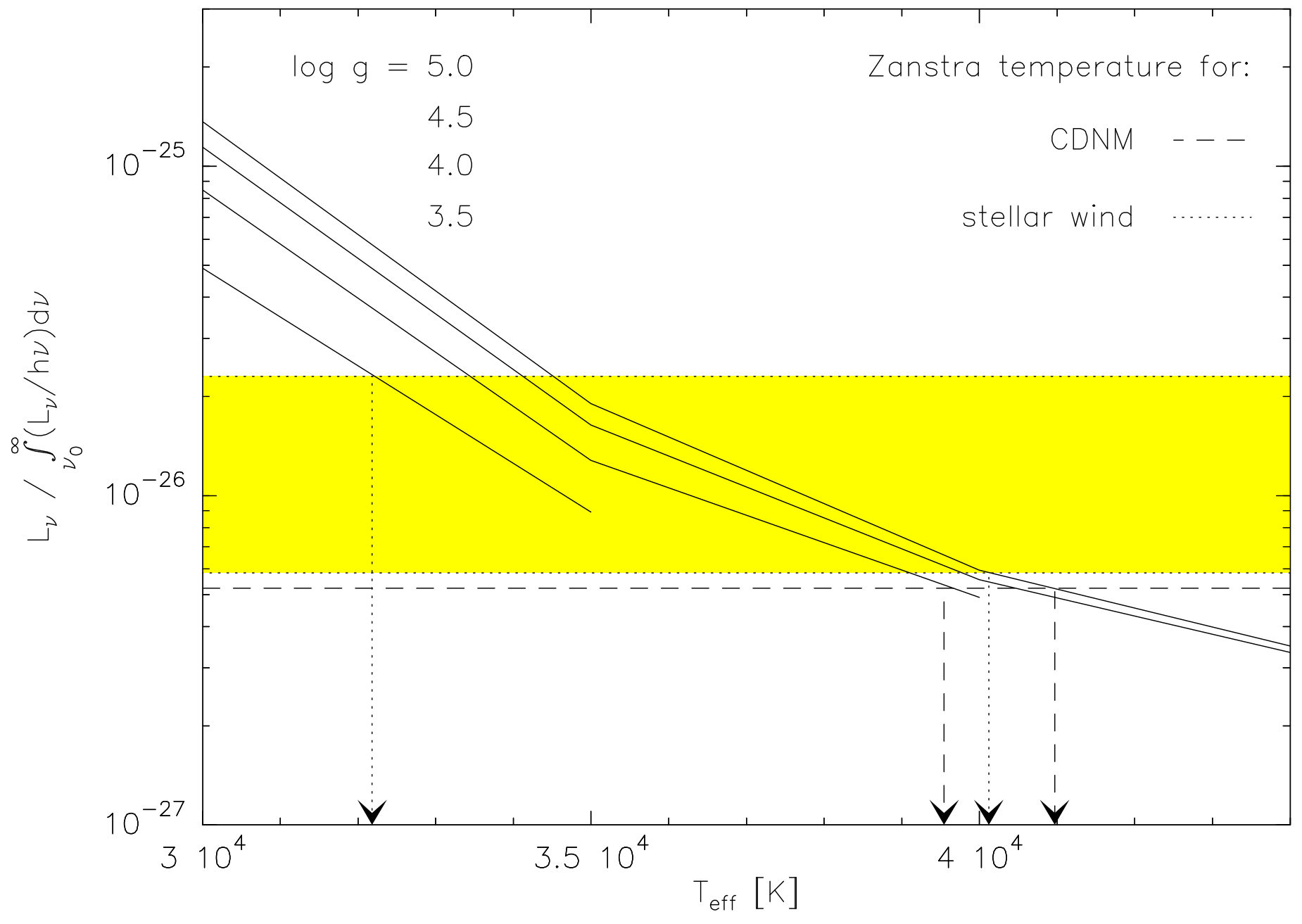
with

$$(3) \quad f(N_e) = \frac{\int N_e N_p b_4(N_e) (1 - W(r)) \tilde{\alpha}_{\text{H}\beta}^{\text{eff}} dV}{\int N_e N_p \alpha_B(\text{H}^0, T) dV}$$

- **Problem:**  $b_n$  factors are for high  $N_e$  not constant !





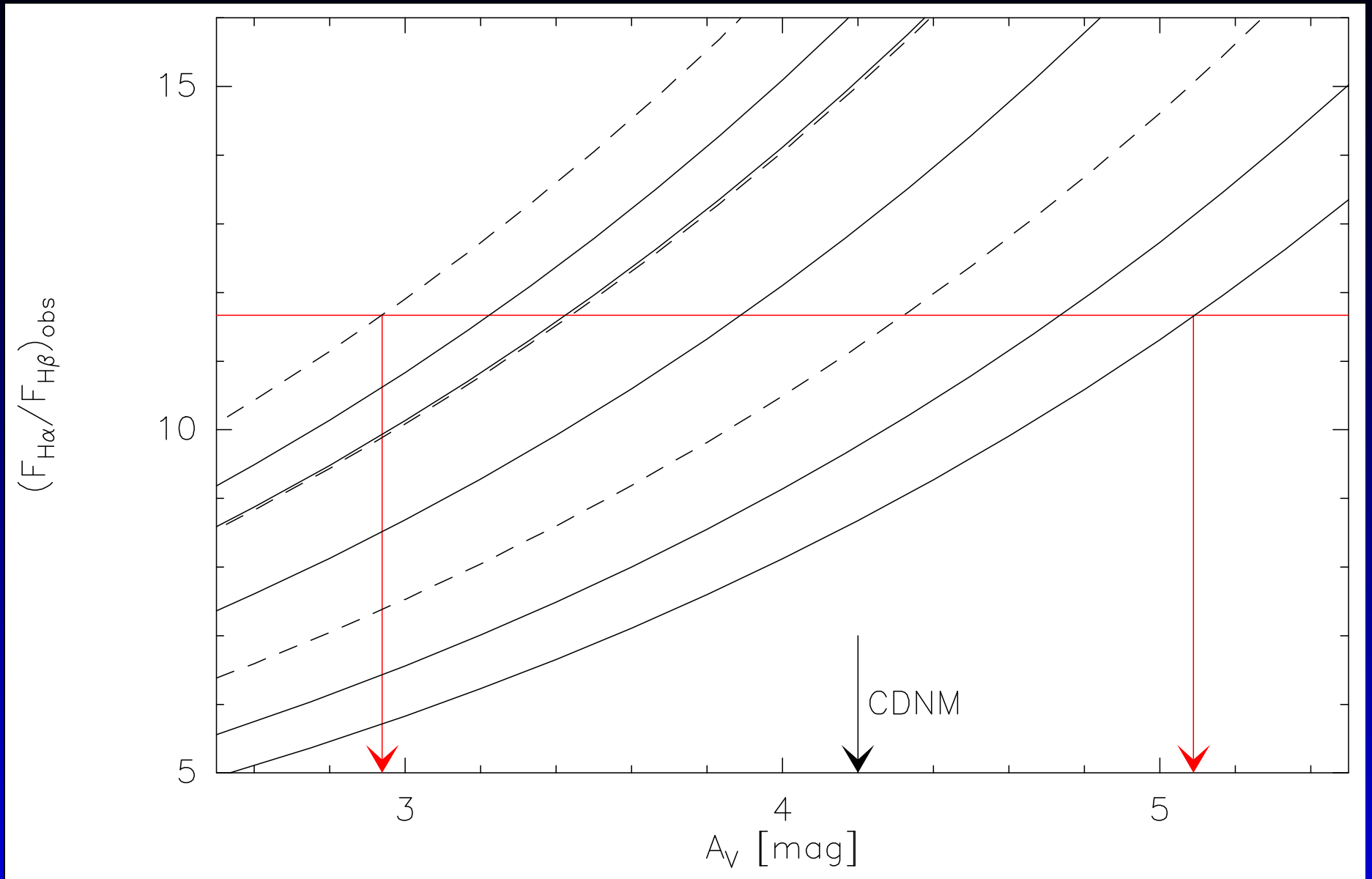


## 2. Interstellar extinction

- Method used:

$$(4) \quad \left( \frac{F_{\lambda_1}}{F_{\lambda_2}} \right)^{\text{obs}} = \left( \frac{F_{\lambda_1}}{F_{\lambda_2}} \right)^0 e^{-CA_V}$$

- Ingredient: H $\beta$  line, H $\alpha$  line
- Problem: Ratio of  $b_3$  and  $b_4$  is a function of  $N_e$  !



### 3. Nebular abundances

- Method used (e.g. Pottasch et al. 2003):

$$(5) \quad \frac{N_{\text{ion}}}{N_{\text{p}}} = \frac{I_{\text{ion}}}{I_{\text{H}\beta}} N_e \frac{\lambda_{\text{ul}}}{\lambda_{\text{H}\beta}} \frac{\alpha_{\text{H}\beta}}{A_{\text{ul}}} \left( \frac{N_{\text{u}}}{N_{\text{ion}}} \right)^{-1}$$

- **Ingredient:** constant  $N_e$  as the only unknown
- **But:** difficult to compare with stellar wind model, therefore

- use forbidden emission lines of [SII]
- re-write equation for CDNMM

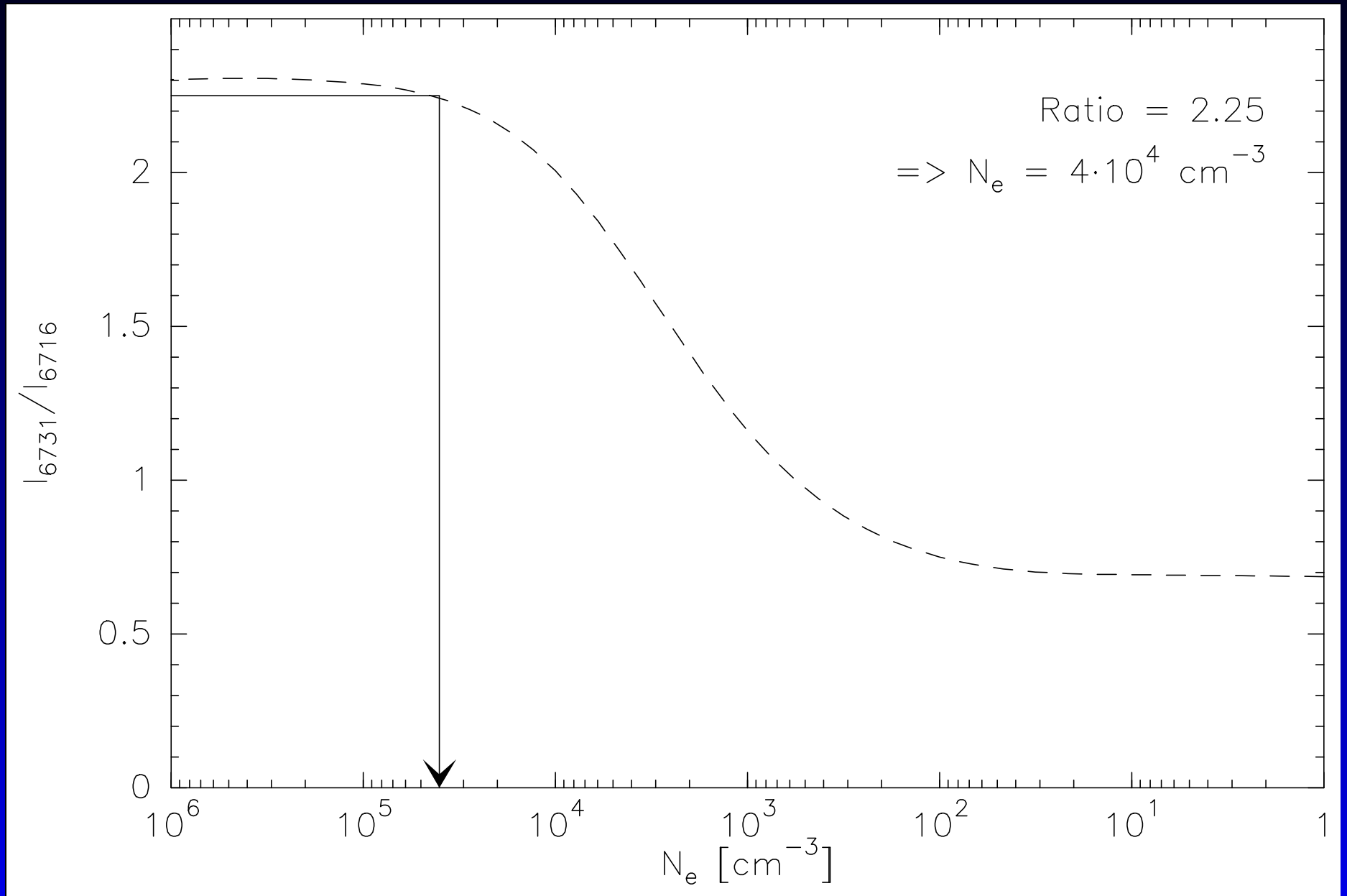
$$(6) \quad \frac{I_{[\text{SII}]}}{I_{\text{H}\beta}} = \frac{\lambda_{\text{H}\beta}}{\lambda_{\text{ul}}} \frac{A_{\text{ul}}}{\alpha_{\text{H}\beta}} \frac{N_{\text{SII}}}{N_{\text{p}}} \frac{1}{N_{\text{e}}} \frac{N_{\text{u}}}{N_{\text{SII}}}$$

- and for stellar wind

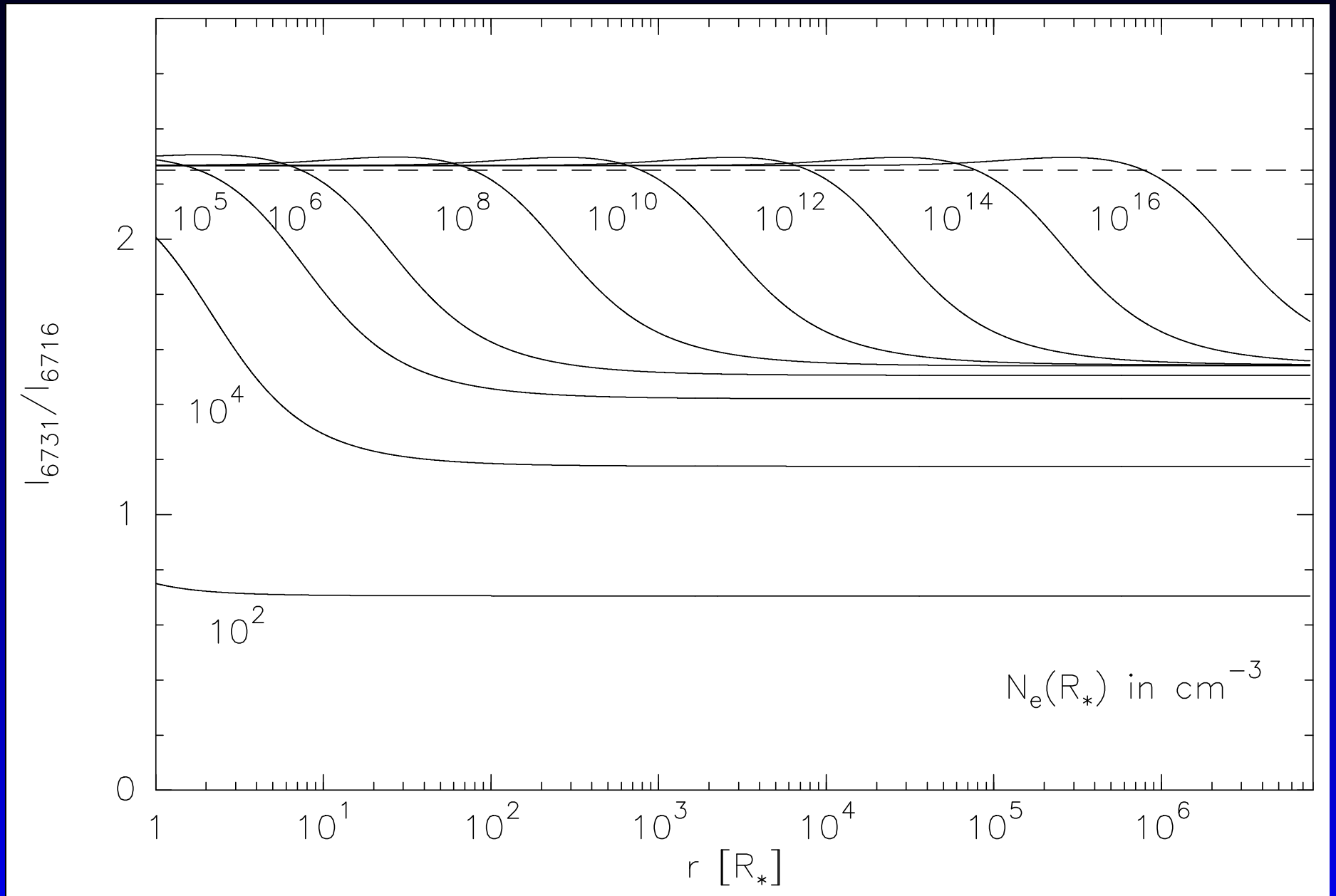
$$(7) \quad \frac{I_{[\text{SII}]}}{I_{\text{H}\beta}} = \frac{\lambda_{\text{H}\beta}}{\lambda_{\text{ul}}} \frac{A_{\text{ul}}}{\tilde{\alpha}_{\text{H}\beta}} \frac{\int N_{\text{u}}(r)(1 - W(r))dV}{\int N_{\text{e}}(r)N_{\text{p}}(r)b_4(N_{\text{e}})(1 - W(r))dV}$$



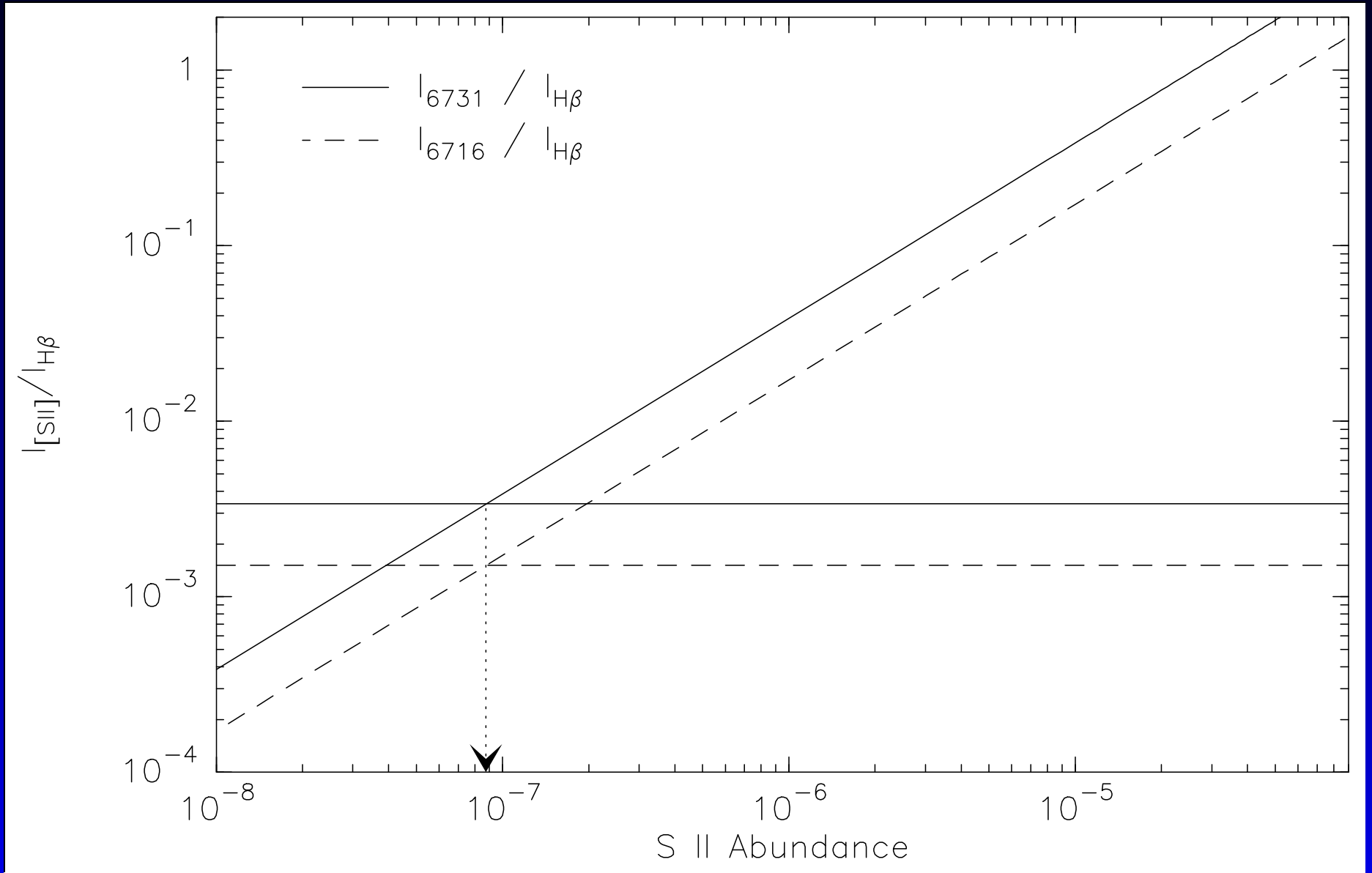
# Sulfur line ratio in case of CDNM



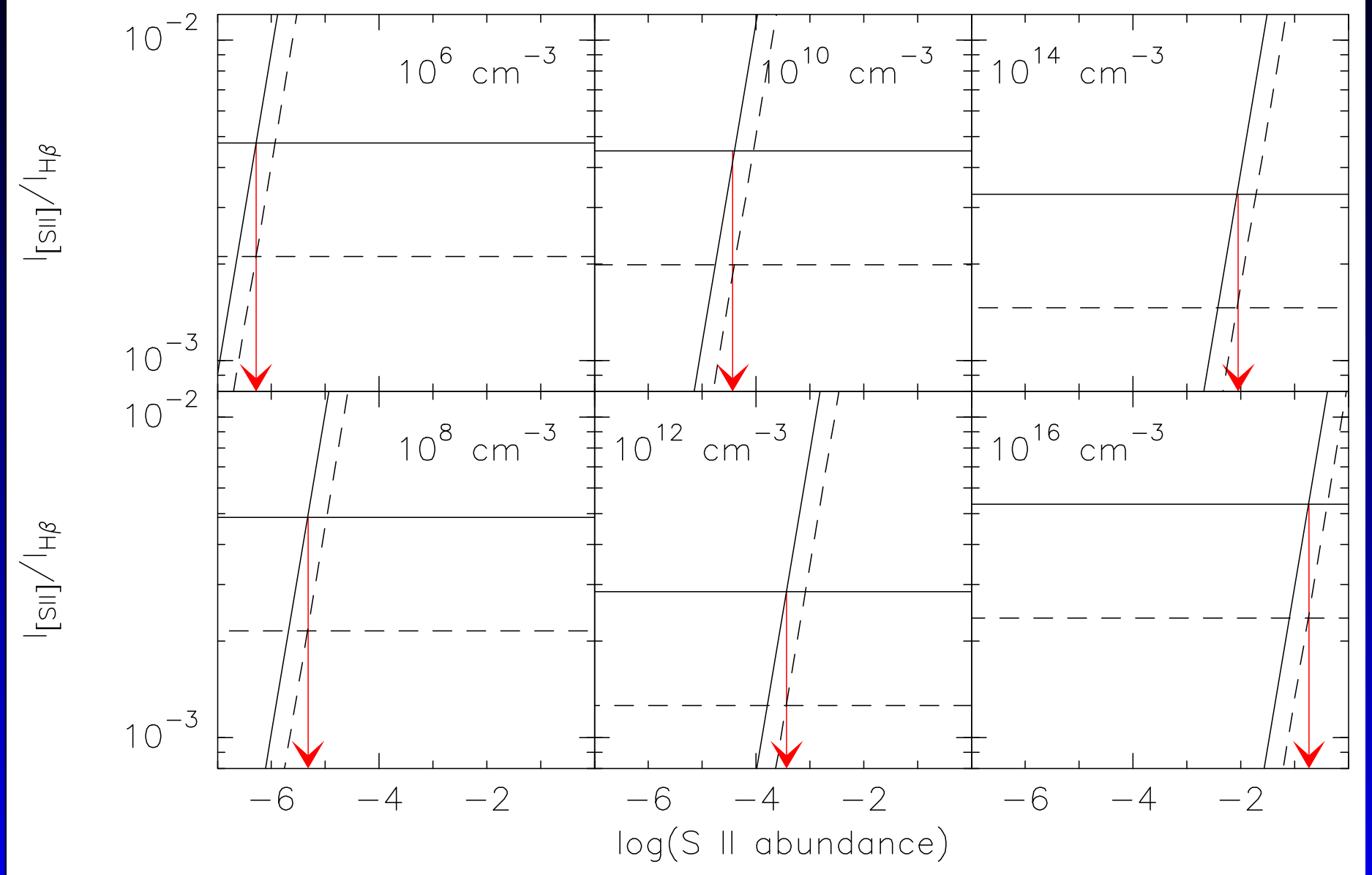
# Sulfur line ratio in case of SWM



# S II abundance in case of CDNM



# SII abundance in case of SWM



# Summary of results

	CDNM	Costa et al. ('92)	SWM
$T_{\text{eff}}$ [K]	40 000	51 000	$\sim 38\,000$
$\log g$	4.0–5.0		4.0–5.0
$A_V$ [mag]	4.2	4.0	4.7
$\log(N_{\text{SII}}/N_{\text{p}})$	$\sim 10^{-7}$	$2 \times 10^{-6}$	$3 \times 10^{-4}$
$d$ [kpc]		1.5 ( $\theta = 6''$ )	7.5
$L_*$ [ $L_{\odot}$ ]		$10^3$	$5 \times 10^5$
$R_*$ [ $R_{\odot}$ ]		0.38	16
$R_{\text{out}}$ [AU]			600
$N_e(R_*)$ [ $\text{cm}^{-3}$ ]	$4 \times 10^4$	$2 \times 10^5$	$10^{12}$
$\dot{M}$ [ $M_{\odot}\text{yr}^{-1}$ ]		$10^{-7}$	$3 \times 10^{-6}$

# Conclusions

- Comparison of CDNMM with SWM results in different values for some stellar parameters
- Observations used were from Hen 2-90 which has clearly non-spherical CSM
- Of special interest : SWM gives much higher nebular abundances than CDNMM !

# Outlook

- Inclusion of velocity and temperature structure of the wind
- Extension to non-spherical wind models (disk + bipolar wind)